

CATALOG HEALTHCARE

NO. 41

www.hammerlit.com



Hammerlit
... made to work.

INDEX ENTRY

| A | PAGE |
|---------------------------------------|---------|
| Accessories for collectors | 63 |
| Accessories for hook carts | 108-109 |
| Accessories for instrument tables | 116 |
| Accessories for linen ward carts | 71 |
| Accessories for PME-Series | 46 |
| Accessories for PX-Series | 31-36 |
| Accessories for shelving system SUPER | 183-185 |
| Aluminum bulk linen transport carts | 134 |

| B | PAGE |
|--------------------------------|------|
| Bag carrier for OR | 113 |
| Bucket stand | 112 |
| Bulk transport carts, aluminum | 86 |

| C | PAGE |
|---|---------|
| Cabinet system haliONE Topline | 161-165 |
| Case carts RGAE, aluminum-stainless steel | 92-94 |
| Case carts RGAE, aluminum-stainless steel for ISO-Trays | 95-96 |
| Case carts RGEE, stainless steel | 98-99 |
| Catheter holder | 36, 116 |
| Catheter storage | 158 |
| Closed recycling collectors | 135-137 |
| Closed waste bins | 129-130 |
| Colortable haliONE Topline | 165 |
| Combaric transport carts | 85 |
| Container dolly | 112 |
| Cradles for mounting strips | 152 |
| Customized ward carts | 67 |

| D | PAGE |
|-------------------------------|-------|
| Dolly frames, stainless steel | 144 |
| Dressing carts: PX-Series | 22-24 |

| E | PAGE |
|-----------------------------|------|
| Emergency carts: PME-Series | 39 |
| Emergency carts: PX-Series | 21 |

| F | PAGE |
|-----------------|--------|
| Food Tray Carts | 29, 30 |

| G | PAGE |
|-------------------|------|
| Garment racks | 80 |
| Grip ring HR 2000 | 73 |

| H | PAGE |
|------------------------------------|---------|
| haliboxS safety containers | 131 |
| halimed – disinfectant dispenser | 53 |
| halinorm® recycling collectors | 141 |
| haliroll® bin carrier | 140 |
| halitab® syringe security tray | 131 |
| haliwert recycling collectors | 145 |
| Hook carts, wall mounted hook rail | 106-107 |
| Hygiene-Center | 50-52 |

| I | PAGE |
|-------------------|-------|
| Infection control | 47-53 |
| Instrument tables | 115 |
| Item carts | 182 |

| L | PAGE |
|--|---------|
| Labels and label accessories | 159 |
| Laundry bags, Clasps, Nets, Clean linen bags | 87-90 |
| Laundry transport bags Wickelsack® | 87-88 |
| Laundry tub, Mangle stands | 79 |
| Lids with polymer hinges | 74 |
| Linen hampers | 60 |
| Linen hampers with handle | 61 |
| Linen transport carts, powder-coated steel | 97 |
| Linen ward carts | 65-71 |
| Linkable linen hampers | 72 |
| Linkable ward carts | 68 |
| Lower cabinets with plinth | 167-169 |

| M | PAGE |
|---|---------|
| Medication cart small | 16 |
| Mobile cabinets and functional cabinets | 173 |
| Mobile containers, aluminum | 81-82 |
| Mobile workstations: PX-Series | 54-57 |
| Model overview: PX-Series | 16-30 |
| Modular ISO tray carts | 19, 26 |
| Module system: Concept | 148-149 |

| O | PAGE |
|--|---------|
| Overhead cabinets, height 650 mm (wall-mounted) | 171 |
| Overhead cabinets, height 1200 mm (wall-mounted) | 170 |
| Overhead cabinets, height 450 mm (wall-mounted) | 172 |
| OR-Equipment/CSSD | 103-122 |

| P | PAGE |
|-------------------------------|----------|
| Packing paper trolley | 112 |
| Packing tables | 110 |
| Patient item carts | 180, 181 |
| Patient laundry sorting cart | 63 |
| PME-Series | 37-46 |
| Polymer containers and labels | 144 |
| PX-Series | 12-36 |

| R | PAGE |
|-------------------------|------|
| Recycling bins and lids | 139 |

| S | PAGE |
|---|---------|
| Septobox®S sharps containers | 131 |
| Septobox® Safe Euromatic sharps containers | 132 |
| Shelf carts | 180 |
| Shelving system Classic, stainless steel | 186-187 |
| Shelving system SUPER | 177-179 |
| Shelving system SUPER SEAL | 177 |
| Shuttle racks | 119-120 |
| Shuttle system | 117-122 |
| Shuttle system: Dollies, stainless steel | 121 |
| Shuttle system: Function | 118 |
| Shuttle system: Platforms, stainless steel | 122 |
| Shuttle system: Transport carts RGEE, stainless steel | 119 |
| Sinks and drug storage | 175 |
| Spring shut waste collector clappy | 127-128 |
| Sterile goods baskets, Basket trolley | 105 |
| Sterile goods storage | 111 |
| Straubing plus recycling collectors | 142-143 |
| Surgeon steps | 114 |

| T | PAGE |
|------------------------------------|----------|
| Tables accessories for instruments | 116 |
| Tall cabinets with plinth | 166 |
| Tray panels, Assembly set | 151, 152 |
| Trays and baskets for system 40/60 | 153-157 |

| U | PAGE |
|-------------------------------|-------|
| Universal collectors | 62 |
| Utility carts | 75-78 |
| Utility tables, Garment racks | 80 |

| W | PAGE |
|---------------------------------------|---------|
| Waste collectors | 125-128 |
| Waste collector with push handle | 126 |
| Waste bins | 129-130 |
| Wire container carts | 83 |
| Wire utility carts SUPER and SUPER NN | 180 |
| Worktops | 174 |

I The right is reserved to make technical modifications. Dimensions and weights are approximate. Color variations are possible for technical reasons.

PATIENT CARE 01

PX-SERIES 01.1

- 12-15 Five steps to the cart you want
- 16-30 Selected types of carts (examples)
- 31-36 Accessories for PX

PME-SERIES 01.2

- 37-38 Stainless steel patient care carts PME 6411
- 39 Patient care cart PME 6411/
Emergency cart PME 6411
- 40-45 PME 6412, 3411, 4412, 6422
- 46 Accessories for PME-Series 6411

INFECTION CONTROL 02

- 48 Infection control carts – PX-Series 5
- 49 Infection control cart PECO
- 50 Hygiene-Center – HKW-Series
- 51 Hygiene-Center – HKWL-Series
- 62 Hygiene-Center, stainless steel
- 53 halimed disinfectant dispenser

PX – MOBILE WORKSTATIONS 03

- 56 Mobile Workstations/Patient Care Cart from PX-series
- 57 Notebook-Carts

LINEN LOGISTICS 04

COLLECTION AND DISTRIBUTION 04.1

- 60-64 Collectors and accessories
- 65-71 Linen ward carts and accessories
- 72 Linkable linen hampers
- 74 Polymer lids
- 75-78 Utility carts
- 79-86 Laundry equipment

TEXTILES 04.2

- 87-88 Laundry transport bag Wickelsack®
- 89 Claps, Laundry nets
- 90 Clean linen bags

CASE CARTS 05

- 92-94 Case carts RGAE
- 95-96 Case carts RGAE for Iso-Trays
- 97 Case carts RG
- 98-99 Case carts RGEE
- 100 Special equipment and accessories
- 101-102 Customized solutions

OR-EQUIPMENT/CSSD 06

KEEP, STORE, SUPPORT 06.1

- 105 Sterile goods baskets, Basket trolley
- 106-109 Hook carts, Wall-mounted hook rail, Accessories
- 110 Packing tables
- 111 Sterile goods storage
- 112 Packing paper trolley, Bucket stands, Container dollies
- 113 Bag carrier for OR
- 114 Surgeon steps
- 115-116 Instrument and equipment tables, Accessories

SHUTTLE-SYSTEM 06.2

- 118-122 Functionality and components

WASTE COLLECTION 07

WASTE COLLECTION 07.1

- 124-130 Waste collectors
- 131-133 Waste boxes, Safety containers
- 134 Bulk linen transport carts

SORTING OUT RECYCLABLES 07.2

- 135-139 Closed recycling collectors and accessories
- 140 Bin carrier haliroll®
- 141-143 Recycling collectors
- 144 Polymer containers, Accessories
- 145 Recycling collectors haliwert,
more accessories for sorting out recyclables

TRAY SYSTEM ISO 40/60 08

TRAY SYSTEM ISO 40/60 08.1

- 148-149 The concept
- 150 Hammerlit modular carrier systems
- 151 Tray panels
- 152 Cradles for mounting strips
- 153-157 Trays and baskets
- 158 Shelves for tray panels
- 159 Labels/Inserts accessories

CABINET SYSTEM haliONE 08.2

- 161-165 Cabinet system haliONE Topline
- 166-173 Cabinet designs
- 174 Worktops
- 175 Sinks, Drug storage

SHELVING SYSTEMS 09

- 177 Shelving system SUPER,
Shelving system SUPER SEAL
- 178-179 SUPER NN, SUPER SEAL, SUPER STAINLESS STEEL
- 180 Shelf Carts, Wire Utility Carts
- 181 Patient item carts
- 182 Item carts, Garment racks
- 183-185 Accessories for SUPER shelving system
- 186-187 Shelving system Classic

A TRADITION OF INNOVATION

With the invention of the Wickelsack® in 1961, Hammerlit set a new standard of hygiene for laundry transport at hospitals – and today our ten product platforms are still trendsetting for the branch. Hammerlit has remained an independent, shareholder-managed company throughout the years, now numbering about 100 employees, with an annual turnover of more than 20 million euros.



MADE TO WORK

For more than 60 years now, our corporate headquarters in the German town of Leer, East Frisia, have followed a simple but demanding recipe for success: „Quality builds trust.“

From our laundry transport sacks to mobile WIFI workstations, our products all have one thing in common: they do exactly what they're supposed to, with absolute functional reliability – for a lifetime (and often beyond).

All Hammerlit products are intended for everyday use, and are robust enough to withstand the toughest conditions: delivering long-term functionality that pays off for users.



Hammerlit works according to a certified quality and environmental management system.





SUSTAINABLE GOOD WORK

As a modern and innovative company, we feel it is our responsibility to promote sustainability, an aspect incorporated in our production methods and the operation of our facilities. Every year, the corporate group's solar park produces more than enough emissions-free electricity to meet both our needs and those of our subcontractors.

Since our priority is to promote „good work“ in all aspects, we provide our employees with ergonomically designed workstations. Further, they can stay in shape using the nearby Fitness Center, where physiotherapists can monitor and advise them. We place great value on committed, enthusiastic employees, an approach that has shown its value: employees celebrating their 25-year service anniversaries are more the rule than the exception, proof that they enjoy working at Hammerlit.





*„Hammerlit's credo:
Quality builds trust!“*

Dr.-Ing. Markus Connemann, CEO


IN-HOUSE IDEAS, IN-HOUSE IMPLEMENTATION

In-house product development allows us to manufacture in precise keeping with customer needs. We use 3D printers to create an initial prototype, which only continues to serial production once it has effectively demonstrated its ability to provide users perfect convenience and the highest value from both functional and economical standpoints.



MAKING WORK EASIER

Keeping in touch with users allows us to precisely tailor our products to different workflows, especially those used at hospitals and retirement homes. This ensures the consistent convenience and hygienic, technical and ergonomic quality of our products. All of them are easy to use, most even intuitive – and, thanks to the premium, carefully prepared materials used, they stay that way even after decades of daily use. To make sure that happens, we use our testing facilities to determine how well the mechanism for a pedal bin performs after a million cycles. The result: Hammerlit's quality products are built to take a beating – which is precisely why they're so popular.



GIVING CUSTOMERS WHAT THEY NEED

We are a quality leader in our ten major product fields and consider ourselves a trendsetter thanks to the optimal configuration of our „practical helpers“: for the workflows of today and tomorrow. To maintain that status, we pursue an ongoing dialog with our customers, which also gives them the opportunity to share their specific requirements.

In addition to the models presented on the following catalog pages, we can also configure special variants tailored to customer specifications. This reflects our basic principle of providing tailor-made, needs-based solutions.


Thanks to our in-house Product Development department and our close collaboration with regional distributors, we can deliver shorter innovation cycles. Further, since we attend to the final assembly ourselves, we can offer a high degree of both quality assurance and design flexibility.

*„We do the final assembly –
we make the final quality check!“*



FUTURE-READY

Ready today for the challenges of tomorrow:
Our 4,600 m² logistics center, which opened in 2015 and features a high rack storage system and 6 truck ports, not only helps us meet customer demands for shorter delivery times; it's also an investment in sustainable growth.





EXTENSIVE AND EFFICIENT INVENTORY SYSTEMS, RAPID DELIVERIES

„Time is of the essence.“ We at Hammerlit know that, which is why we ensure rapid delivery and highly accurate inventory monitoring. Thanks to our new logistics center with scanner-monitored high rack storage system, now order processing is even faster and more efficient. And with the help of our carefully selected logistics partners we can offer rapid, seamless flows for every delivery, from start to finish: short delivery times for in-stock products are par for the course. Further, our entire in-house fleet is equipped with GPS, allowing us to precisely track deliveries at any time.

Rapid deliveries aren't a matter of luck; they're the result of modern logistics.

*„High-performance logistics—
we can deliver.“*

01

PATIENT CARE



PX-SERIES 01.1 / PATIENT CARE CARTS

FIVE STEPS TO THE CART YOU WANT **12-15**

SELECTED TYPES OF CARTS (EXAMPLES) **16-30**

ACCESSORIES FOR PX **31-36**

PME-SERIES 01.2 / PATIENT CARE CARTS STAINLESS STEEL

STAINLESS STEEL PATIENT CARE CARTS PME6411 **37-38**

STAINLESS STEEL PATIENT CARE CART/
EMERGENCY CART PME6411 **39**

PME6412, 3411, 4412, 6422 **40-45**

ACCESSORIES FOR PME-SERIES **46**



PX-SERIES 01.1

„The PX series is the result of many years of development!“



+ ABS-edges (PU-glued)



+ Comfortable door and drawer handles



+ Wide range of accessories



+ Ergonomic push handle



+ Solid PE-base including surrounded bumper



+ 4 swivel casters, 2 with double brake

// HYGIENE

- + Smooth surfaces
- + ABS-edges (PU-glued)
- + Formitted door hinges
- + Sealed tray panels for modular baskets

// DURABLE AND SAFE

- + Double pressed body one piece
- + Solid PE-base including surrounded bumper

// ERGONOMICS

- + All drawers are full extension drawers with self- and soft close feature
- + Full length push handles, stainless steel, Ø 25 mm
- + Malfunction free designed locking systems
- + Doors fixation at 270°
- + Ergonomic bow handles

// MOBILITY

- + PX carts come with high quality casters with Ø 125 mm wheels
- + 4 swivel casters, 2 with double brake
- + Thermoplastic rubber profile
- + Caster housing polyamide

PATIENT CARE CARTS: PX SERIES

FIVE STEPS TO THE CART YOU WANT

1 SELECT THE CARCASE YOU WANT

Proline

Strong body and front made from melamine coated particleboard complete with a 2 mm thick ABS edge strip. The Proline body is the standard version for PX carts.

Mixline

Worktops in Topline quality. Remainder of the carcass and front panels in Proline finish.

Topline

Strong and weight reduced body and front construction made from high pressure laminate (HPL) coated plate with 2 mm ABS edge strip.

2 SELECT THE PX SERIES BASED ON THE DIMENSIONS YOU REQUIRE



Cart dimensions

| PX-SERIES | WIDTH mm | DEPTH mm |
|-----------|-------------|-------------|
| 5* | 485/585** | 584/619*** |
| 1 | 574 | 564/619*** |
| 2 | 680 | 634/669*** |
| 3 | 961 | 634/669*** |
| 8* | 821 | 584/619*** |
| 9* | 785 | 584/619*** |
| PXA* | 1021 | 784/819*** |
| PXE**** | 567/667** | 734/769*** |
| PXF**** | 985 | 734/769*** |
| PXG**** | 522/622** | 734/769*** |
| PXH**** | 895 | 734/769*** |

- * unit suitable for ISO-modules
- ** unit with fold-down worktop
- *** unit with hanging file holder or more drawers
- **** Suitable for Euronorm- or Gastronorm trays

Cabinet dimensions

| PX-SERIES | OUTSIDE/INSIDE WIDTH mm | OUTSIDE/INSIDE DEPTH mm |
|-----------|-------------------------------|-------------------------------|
| 5 | 355/317 | 498/460 |
| 1 | 444/406 | 448/410 |
| 2 | 550/512 | 548/510 |
| 3 | 831/793 | 548/510 |
| 8 | 691/653 | 498/460 |
| 9 | 655/617 | 498/460 |
| PXA | 891/853 | 698/660 |
| PXE | 437/399 | 648/610 |
| PXF | 855/817 | 648/610 |
| PXG | 392/354 | 648/610 |
| PXH | 765/727 | 648/610 |

„Examples of different carts can be found from page 16!“

- ! Carcase heights from 5 HE (540 mm) to 16 HE (1244 mm) in steps of 0.5 HE (32 mm steps) can be chosen.

PATIENT CARE CARTS: PX SERIES

3 SELECT DECOR FOR CARCASE, FRONT PANELS AND EDGING STRIP

| | | | | | |
|---|--------------------------|---|------------------------|---|----------------------------|
|  | Frontwhite K101PE |  | Viola U4813VL |  | Sand U515PE |
|  | Egg Shell U109BS |  | Lavendel 7186BS |  | Cappuccino U3053VL |
|  | Vanilla U1301PE |  | Ice Blue 7180BS |  | Havanna U2512PE |
|  | Beige U522PE |  | Skyblue U4817VL |  | Chocolate U185PE |
|  | Maize U504PE |  | Mint U126PE |  | Red Mist U569BS |
|  | Magnolia U520PE |  | Capri Blue U121PE |  | Gray U112PE |
|  | Lemon U1330PE |  | Marmara Blue 5515BS |  | Manhattan U540PE |
|  | Velvet Yellow U4807VL |  | Indigo U4819VL |  | Metallic Silver D1308PE |
|  | Sun Yellow 0134BS |  | Atoll Blue U125PE |  | Dark Gray U171PE |
|  | Yellow U131PE |  | Dark Blue U128PE |  | Birch D327BS |
|  | Orange U136PE |  | Lightgreen U4820VL |  | Light Pear D1353BS |
|  | Raspberry U1253VL |  | Turquoise U159VL |  | Natural Maple D375PR |
|  | Chilli Red 7113BS |  | Lime U2504PE |  | Light Beech D391PR |
|  | Coral Red U148PE |  | Green Apple U2643PE |  | Beech D381PR |
|  | Lavender 8536BS |  | Golfgreen U4816VL |  | Acacia D2291VL |
|  | Syringa U1254PE |  | Emerald U155PE |  | Oak Chamonix D2216VL |
|  | Silk U4812VL |  | Vetro U153PE | | |

! Printed colors may appear different from actual colors!


PATIENT CARE CARTS: PX SERIES

4 SELECT FURTHER OPTIONAL EQUIPMENT: TYPICAL EXAMPLES

Stainless Steel push handles



Extended push handles



(extended to above)

Alternative plastic handles



Available in 5 colors

| MODEL | ORDER CODE NORMAL STAINLESS STEEL PUSH HANDLE | ORDER CODE EXTENDED STAINLESS STEEL PUSH HANDLE |
|-------|---|---|
| 5 | PXSB589 | PXSBV589 |
| 1 | PXSB167 | PXSBV167 |
| 2 | PXSB23N | PXSBV23N |
| 3 | PXSB23N | PXSBV23N |
| 8 | PXSB589 | PXSBV589 |
| 9 | PXSB589 | PXSBV589 |

// COLORS ALTERNATIVE PLASTIC HANDLES



Fold-down side shelf



Extension for the worktop

Central stop



Safety first: locking the casters with a central brake

*„Please contact us.
We would be pleased
to advise you!“*

// BOW HANDLES WITH STAINLESS STEEL LOOK



Stainless Steel Look

Central locking



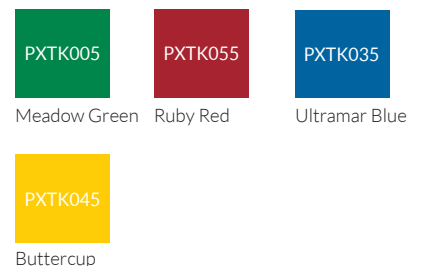
Central locking not lockable when drawer is open.
Incl. pull out protection.

Bow handle with lock



Bow handle (top drawer).
Bow handle with lock (bottom drawer)

// BOW HANDLES COLORED



! PX-Accessories can be found on pages 31-36!

PATIENT CARE CARTS: PX SERIES

5 SELECT YOUR INDIVIDUAL ARRANGEMENT OF CUPBOARDS – TYPICAL EXAMPLES FOR SERVICE AREAS

FILLING CARTS



1
Dimension
 574 x 619 x 1116 mm (W x D x H)
Cabinet layout
 1 drawer, height 128 mm
 2 file drawers, height 384 mm each

40/60 ISO TRAY CARTS



2
Dimension
 574 x 619 x 1084 mm (W x D x H)
Cabinet layout
 1 drawer, height 96 mm
 4 drawers, height 192 mm each

PATIENT CARE CARTS



3
Dimension
 574 x 564 x 1116 mm (W x D x H)
Cabinet layout
 1 drawer, height 128 mm
 1 closed compartment, height 768 mm

ANESTHESIA CARTS



4
Dimension
 680 x 669 x 956 mm (W x D x H)
Cabinet layout
 1 drawer, height 96 mm
 2 drawers, height 160 mm each
 2 drawers, height 192 mm each
 1 drawer, height 288 mm

DRESSING CARTS



5
Dimension
 680 x 634 x 1116 mm (W x D x H)
Cabinet layout
 1 drawer, height 128 mm
 1 drawer, height 192 mm
 Closed compartment with 2 front doors

PATIENT CARE CARTS



6
Dimension
 821 x 619 x 1116 mm (W x D x H)
Cabinet layout
 1 closed compartment, height approx. 896 mm
 3 drawers, height approx. 128 mm each
 2 drawers, height approx. 256 mm each

DRESSING CARTS



7
Dimension
 961 x 669 x 924 mm (W x D x H)
Cabinet layout
 2 drawers, height approx. 128 mm each
 6 drawers, height approx. 192 mm each

ENDOSCOPY CARTS



8
Dimension
 961 x 669 x 924 mm (W x D x H)
Cabinet layout
 4 drawers left, height approx. 128 mm each
 4 drawers right, height approx. 128 mm each
 2 drawers, height approx. 192 mm each

PLASTER CAST CARTS



9
Dimension
 961 x 669 x 988 mm (W x D x H)
Cabinet layout
 1 drawer, height approx. 192 mm
 3 drawers right, height approx. 192 mm each
 1 drawer left, height approx. 384 mm
 1 drawer left, height approx. 192 mm


PX-SERIES 5 – INFECTION CONTROL CART



Proline cabinet design

Outside dimension 585 x 584 x 1116* mm (W x D x H)
14 height units (HE) (Cabinet design from top to bottom)

- 1 closed compartment, height 896 mm (14 HE) with a front door and Hammerlit-tray panels to accommodate ISO trays 300 x 400 mm or shelves 300 x 400 mm FB1204000300
- **Left side**
Push bar PXS589
- **Right side**
1 fold down side shelf
- **Back side**
Accommodation for overbridge norm rail
- **Decor**
Body and edges: Gray (U112PE)
Fronts and edges: Coral Red (U148PE)



// ACCESSORIES (please order separately)

At the rear above the working surface

- + Normrail overbridge PX5 FS1-LOW
- + Disinfectant dispenser HM 1P
- + Drip bin HM1 WANNE

Left side

- + Holder for 3 glove dispensers HSP W3W250-T

PX-SERIES 5 – MEDICATION CART SMALL



Proline cabinet design

Outside dimension 585 x 584 x 1116* mm (W x D x H)
14 height units (HE) (Cabinet design from top to bottom)

- 1 closed compartment, height 896 mm (14 HE) with a front door and Hammerlit-tray panels to accommodate ISO trays 300 x 400 mm or shelves 300 x 400 mm FB1204000300
- **Left side**
1 fold down side shelf (in special height)
- **Decor**
Body and fronts: Gray (U112PE)
All edges: Maize (U504PE)



// ACCESSORIES (please order separately)

Working surface

- + Edged stainless steel Top PX E5

Back side right

- + Disinfectant dispenser halimed with holder POWZ HM1HR-3
- + Drip bin HM1 WANNE

Left side

- + ABS-Top on fold down side shelf PX ABS5

Inside

- + 4 ISO trays 300 x 400 x 50 mm M 0305H
- + 3 ISO trays 300 x 400 x 100 mm M 0301

*Working Height

PX-SERIES 5 – INFECTION CONTROL CART



PX511P5C1

Proline cabinet design

Outside dimension 485 x 584 x 924* mm (W x D x H)
11 height units (HE) (Cabinet design from top to bottom)

- Height of the backpanel 1520 mm
- 1 closed compartment, height 704 mm (11 HE) with a front door, equipped with 2 shelves
- Left side
Push handles colored Meadow Green POWG 005
- Decor
Body and fronts: Gray (U112PE)
All edges: Emerald (U155PE)



// ACCESSORIES (please order separately)

At the rear above the working surface

- + Disinfectant dispenser HMW1
- + Drip bin HMW1 WANNE
- + Holder for 3 glove dispensers HSP W3W250-T

Back side

- + 2 coat hooks PX5KH2

*Working Height

PX-SERIES 5 – INFECTION CONTROL CART



PX511P7C1

Proline cabinet design

Outside dimension 485 x 584 x 924* mm (W x D x H)
11 height units (HE) (Cabinet design from top to bottom)

- Height till overbridge rail 1179 mm
- 1 closed compartment, height 685 mm (11 HE) with a front door and Hammerlit-tray panels to accommodate ISO trays 300 x 400 mm or shelves 300 x 400 mm
- Left side
Push bar PXS589
- Decor
Body and fronts: Gray (U112PE)
All edges: Coral Red (U148PE)



// ACCESSORIES (please order separately)

At the rear above the working surface

- + Normrail overbridge PX5 FS1-LOW
- + Holder for 1 glove dispenser HSP N1S250-E
- + Disinfectant dispenser HM 1P

Inside

- + 1 ISO tray 300 x 400 x 50 mm M 0305H
- + 2 ISO trays 300 x 400 x 200 mm M 1302 (transparent)
- + 1 shelf 300 x 400 mm FB1204000300


PX-SERIES 1 – DOCUMENTATION CART



Proline cabinet design

Outside dimension 574 x 619 x 1116* mm (W x D x H)
14 height units (HE) (Cabinet design from top to bottom)

- 1 drawer, height 128 mm (2 HE)
Inside dimension: 348 x 381 x 95 mm (W x D x H)
- 2 file drawers, height 384 mm each (6 HE)
Effective depth 380 mm each
- All drawers are full extension drawers with self- and soft close feature
- With central locking and pull out protection for both file drawers (left side)
- **Left side**
Push bar PXSBB167
- **Right side**
1 fold down side shelf
- **Decor**
Complete: Vanilla (U1301PE)



// ACCESSORIES (please order separately)

Working surface

+ ABS-Top, flat PX ABS1AP

At the rear above the working surface

- + Disinfectant dispenser halimed with holder POWZ HM1-HR3
- + Drip bin HM1 WANNE

Left side

+ Hooks for patient charts EWZ PLANH2

Right side

+ ABS-Top, flat, for fold down side shelf PX ABS1AP

PX-SERIES 1 – PATIENT CARE CART



Proline cabinet design

Outside dimension 574 x 564 x 1116* mm (W x D x H)
14 height units (HE) (Cabinet design from top to bottom)

- 1 drawer, height 128 mm (2 HE)
Inside dimension: 348 x 381 x 95 mm (W x D x H)
- 1 closed compartment, height 768 mm (12 HE)
with 1 front door and 2 height adjustable shelves
- **Left side**
Push bar PXSBB167
- **Decor**
Body and fronts: Gray (U112PE)
Body edges: Gray (U112PE)
Front edges: Dark Blue (U128PE)



// ACCESSORIES (please order separately)

Working surface

+ Edged ABS-Top PX ABS1

At the rear above the working surface

- + Normrail overbridge PX1 FS1-LOW
- + Dispenser for 3 glove boxes HSP N3W250-T

*Working Height

PX-SERIES 1 – 40/60 ISO TRAY CART



PX1135M135C2

Mixline cabinet design

Outside dimension 574 x 619 x 1084* mm (W x D x H)
13.5 height units (HE) (Cabinet design from top to bottom)

- 1 drawer, height 96 mm (1.5 HE), lockable
Inside dimension: 348 x 381 x 63 mm (W x D x H)
Decor and edges: Coral Red (U148PE)
- 2 drawers, height 192 mm (3 HE) each
Inside dimension: 348 x 381 x 159 mm (W x D x H)
Decor and edges: Emerald (U155PE)
- 2 drawers, height 192 mm (3 HE) each
Inside dimension: 348 x 381 x 159 mm (W x D x H)
Decor and edges: Atoll Blue (U125PE)
- **Right side**
Central locking with pull-out protection for the bottom 4 drawers
- **Left side**
Push bar **PXSB167**
- **Decor**
Body and edges: Gray (U112PE)



// ACCESSORIES (please order separately)

Working surface

- + Edged ABS-Top PX ABS1

Left side

- + Dispenser for 3 glove boxes HSP W3W250-T

*Working Height

PX-SERIES 1 – PHLEBOTOMY CART



PX109T968C1

Topline cabinet design

Outside dimension 574 x 619 x 796* mm (W x D x H)
9 height units (HE) (Cabinet design from top to bottom)

- 3 drawers, height approx. 128 mm each (2 HE)
Inside dimension: 348 x 381 x 95 mm (W x D x H)
- 1 drawer, height approx. 192 mm (3 HE)
Inside dimension: 348 x 381 x 159 mm (W x D x H)
- **Left side**
Height extended push bar **PXSBV167**, stainless steel
Handle height approx. 906 mm
- **Rechte Stirnseite, oben**
Normrail overbridge 10 x 25 mm, stainless steel **PXFS167** for accessories
- **Back side**
Accommodation for overbridge normrail
- **Decor**
Body and edges: Gray (U112PE)
Fronts and edges: Raspberry (U1253VL)



// ACCESSORIES (please order separately)

Working surface

- + Edged ABS-Top PX ABS1

At the rear above the working surface

- + Normrail overbridge **PX1 FS1-LOW**
- + Halimed handdisinfectant dispenser **HM 1P**
- + Drip bin **HM1 WANNE**
- + Dispenser for 3 glove boxes HSP W3W250-T

PX-SERIES 2 - INFECTION CONTROL CART



PX211T483C2

Topline cabinet design

Outside dimension 680 x 669 x 924* mm (W x D x H)

11 height units (HE) (Cabinet design from top to bottom)

- 1 drawer, height approx. 96 mm (1.5 HE)
Inside dimension: 454 x 481 x 63 mm (W x D x H)
- 2 drawers, height approx. 160 mm (2.5 HE) each
Inside dimension: 454 x 481 x 127 mm (W x D x H)
- 1 drawer, height approx. 288 mm (4.5 HE)
Inside dimension: 454 x 481 x 255 mm (W x D x H)

Left and right side

1 normrail each PXFS23N

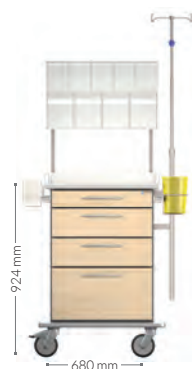
Back side

Accommodation for overbridge normrail

Decor

Body and fronts: Light Pear (D1353BS)

All edges: Dark Gray (U171PE)



// ACCESSORIES (please order separately)

Working surface

+ Edged ABS Top PX ABS2

At the rear above the working surface

- + Normrail overbridge PX2 FS1-HIGH
- + Dispenser for overbridge rail PXZ 5SH+4SH
- + Infusion bottle holder POWZ IH2E

Left side

+ Holder for 1 glove dispenser HSP N1W250-T

Right side

+ Cannula box holder PXZ MB25 T + bin MB320S

PX-SERIES 2 - DOCUMENTATION CART



PX214P3015C1

Proline cabinet design

Outside dimension 680 x 669 x 1116* mm (W x D x H)

14 height units (HE) (Cabinet design from top to bottom)

- 1 drawer, height 128 mm (2 HE)
Inside dimension: 454 x 481 x 95 mm (W x D x H)
- 2 file drawers, height 384 mm each (6 HE)
- All drawers are full extension drawers with self- and soft close feature
- With central locking for both file drawers (left side)

Left side, top

Push bar, stainless steel PXSB23N

Right side, top

1 fold down side shelf

Decor

Body and fronts:

Gray (U112PE)

All edges:

Orange (U136PE)



// ACCESSORIES (please order separately)

Working surface

+ Edged ABS Top PX ABS2

Back side left

- + Disinfectant dispenser halimed POWZ HM1HR-3
- + Drip bin HM1 WANNE

*Working Height

PX-SERIES 2 – ANESTHESIA CART



PX2115T280C6

Topline cabinet design

Outside dimension 680 x 669 x 956* mm (W x D x H)

11.5 height units (HE) (Cabinet design from top to bottom)

- 1 drawer, height 96 mm (1.5 HE), lockable, with fixed instrument insert
- 1 center separation panel (5.5 HE)
- **Left and right side each**
 - 1 drawer, height approx. 160 mm (2.5 HE)
 - Inside dimension: 188 x 481 x 127 mm (W x D x H)
 - 1 drawer, height 192 mm (3 HE)
 - Inside dimension: 188 x 481 x 159 mm (W x D x H)
 - 1 drawer, height 288 mm (4.5 HE), full width
 - Inside dimension: 454 x 481 x 255 mm (W x D x H)

Left side

Normrail PXFS23N

Back side

Accommodation for overbridge normrail

Decor

Completely: Velvet Yellow (U4807VL)



// ACCESSORIES (please order separately)

Working surface

+ Edged ABS Top PX ABS2

At the rear above the working surface

- + Normrail overbridge PX2 FS1-HIGH
- + Dispenser for overbridge rail PXZ 5SH+3SH
- + Disinfectant dispenser halimed POWZ HM1-HR3
- + Drip bin HM1 WANNE

Left side

+ Holder for 3 glove dispensers HSP N3S250-T

*Working Height

PX-SERIES 2 – EMERGENCY CART



PX211P460C1

Proline cabinet design

Outside dimension 680 x 669 x 924* mm (W x D x H)

11 height units (HE) (Cabinet design from top to bottom)

- 2 drawers, height 128 mm (2 HE) each
- Inside dimension: 454 x 481 x 95 mm (W x D x H)
- 1 drawer, height 192 mm (3 HE)
- Inside dimension: 454 x 481 x 159 mm (W x D x H)
- 1 drawer, height 256 mm (4 HE)
- Inside dimension: 454 x 481 x 223 mm (W x D x H)

Left side

Push bar PXSB23N

Decor

Body and edges: Gray (U112PE)

Fronts and edges: Coral Red (U148PE)



// ACCESSORIES (please order separately)

Working surface

+ Edged ABS Top PX ABS2

+ Central locking for drawers, sealable PXZP 110L

At the rear above the working surface

- + Defibrillator holder with strap PXZ DEFI-L
- + Infusion bottle holder POWZ IH2E

Left side

+ Hooks EWZ PLANH2

Right side

+ Oxygen bottle holder (bottle measurements required)

Back side

+ Backboard PXZ LEC323H

PX-SERIES 2 – DRESSING CART

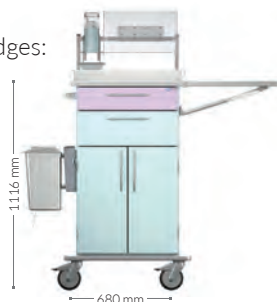


PX214P4C1

Proline cabinet design

Outside dimension 680 x 634 x 1116* mm (W x D x H)
14 height units (HE) (Cabinet design from top to bottom)

- 1 drawer, height 128 mm (2 HE)
Inside dimension: 454 x 481 x 95 mm (W x D x H)
- 1 drawer, height 192 mm (3 HE)
Inside dimension: 454 x 481 x 160 mm (W x D x H)
- Closed compartment with 2 front doors (9 HE), fixed shelf inside
- **Left side**
Push bar PXSB23N
1 pair of universal hooks for side storage accessories PXAH
- **Right side**
1 fold down side shelf
- **Back side**
Accommodation for overbridge norm rail
- **Decor**
Body, doors, lower drawer and edges: Ice Blue (7180BS)
Top drawer and edges: Lavender (8536BS)



// ACCESSORIES (please order separately)

Working surface

- + Edged ABS Top PX ABS2

At the rear above the working surface

- + Normrail overbridge PX2 FS1-LOW
- + Disinfectant dispenser HM 1P + drip bin HM1 WANNE
- + Holder for 3 glove dispensers HSP N3S250-T

Left side

- + Waste collector, 14 l, mounted for knee operation PX TS14

Right side

- + ABS Top, flat, for fold down side shelf PX ABS1AP

PX-SERIES 2 – DRESSING CART

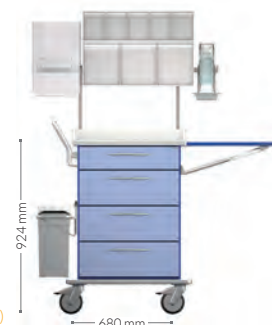


PX211P536C1

Proline cabinet design

Outside dimension 680 x 669 x 924* mm (W x D x H)
11 height units (HE) (Cabinet design from top to bottom)

- 1 drawer, height approx. 128 mm each (2 HE)
Inside dimension: 454 x 481 x 95 mm (W x D x H)
- 3 drawers, height approx. 192 mm each (3 HE)
Inside dimension: 454 x 481 x 159 mm (W x D x H)
- **Left side**
Height extended push bar PXSBV23N
1 pair of universal hooks for side storage accessories PXAH
- **Right side**
1 fold down side shelf
Decor: Capri Blue (U121PE)
Edges: Atoll Blue (U1251PE)
- **Back side**
Accommodation for overbridge norm rail
- **Decor**
Body: Gray (U112PE)
Fronts: Capri Blue (U121PE)
All edges: Atoll Blue (U125PE)



// ACCESSORIES (please order separately)

Working surface

- + Edged ABS Top PX ABS2

At the rear above the working surface

- + Normrail overbridge PX2 FS1-HIGH
- + Normrail extension (left and right side) PXFSV200
- + Disinfectant dispenser HM 1P + drip bin HM1 WANNE
- + Dispenser for overbridge rail PXZ 5SH+3SH
- + Holder for 3 glove dispensers HSP N3W250-T

Left side

- + Waste collector, 14 l, light gray, with lid and holder EWZ A147DL

*Working Height

PX-SERIES 2 – DRESSING CART



PX212P477C1

Proline cabinet design

Outside dimension 680 x 669 x 988* mm (W x D x H)

12 height units (HE) (Cabinet design from top to bottom)

- 2 drawers, height 160 mm each (2.5 HE)
Inside dimension: 454 x 481 x 127 mm (W x D x H)
- 1 drawer, height 192 mm (3 HE)
Inside dimension: 454 x 481 x 159 mm (W x D x H)
- 1 drawer, height 256 mm (4 HE)
Inside dimension: 454 x 481 x 223 mm (W x D x H)

Left side top

Normrail overbridge PXFS23N

Left side down

1 pair of universal hooks PXAH

Right side

1 fold down side shelf

Back side

Accommodation for overbridge norm rail

Decor

Body and fronts: Gray (U112PE)

All edges: Chillli Red (7113BS)



// ACCESSORIES (please order separately)

Working surface

+ Edged ABS Top PX ABS2

At the rear above the working surface

- + Normrail overbridge PX2 FS1-LOW
- + Disinfectant dispenser HM 1P + drip bin HM1 WANNE
- + Holder for 3 glove dispensers HSP N3S250-T

Left side

+ Waste collector, 9 l, with lid and holder EWZ A97DL

Right side

+ ABS Top, flat, for fold down side shelf PX ABS1AP

*Working Height

PX-SERIES 2 – ANESTHESIA CART



PX212T292C1

Topline cabinet design

Outside dimension 680 x 669 x 988* mm (W x D x H)

12 height units (HE) (Cabinet design from top to bottom)

- 1 drawer, height 96 mm (1.5 HE)
with fixed instrument insert
- 1 drawer, height 96 mm (1.5 HE)
- 1 center separation panel (9 HE)
- Left and right side each
1 drawer, height 128 mm (2 HE)
Inside dimension: 188 x 481 x 95 mm (W x D x H)
2 drawers, height 160 mm each (2.5 HE)
Inside dimension: 188 x 481 x 127 mm (W x D x H)
1 drawer, height 128 mm each (2 HE)
Inside dimension:
188 x 481 x 95 mm (W x D x H)

Left side

Push bar PXSB23N

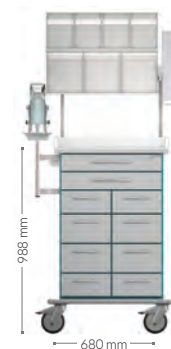
Back side

Accommodation for overbridge norm rail

Decor

Body and fronts: Metallic Silver D1308PE)

Edges: Turquoise (U159VL)



// ACCESSORIES (please order separately)

Working surface

+ Edged ABS Top PX ABS2

At the rear above the working surface

- + Normrail overbridge PX2 FS1-HIGH
- + Dispenser for overbridge normrail PXZ 4SH+3SH
- + Disinfectant dispenser halimed with holder POWZ HM1HR-3
- + Drip bin HM1 WANNE

Right side

- + Normrail extension PX FSV90 (faced to the front)
- + Holder for 3 glove dispensers HSP N3W250-T

PX-SERIES 3 – DRESSING CART



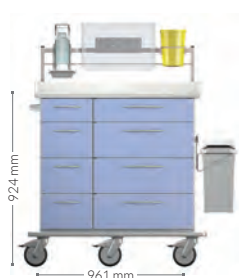
PX311P20C3

Proline cabinet design

Outside dimension 961 x 669 x 924* mm (W x D x H)

11 height units (HE) (Cabinet design from top to bottom)

- 1 center separation panel (11 HE)
- **Narrow side (left)**
 - 1 drawer, height approx. 128 mm (2 HE)
 - Inside dimension: 204 x 481 x 95 mm (W x D x H)
 - 3 drawers, height approx. 192 mm (3 HE)
 - Inside dimension: 204 x 481 x 159 mm (W x D x H)
- **Wide side (right)**
 - 1 drawer, height approx. 128 mm (2 HE)
 - Inside dimension: 454 x 481 x 95 mm (W x D x H)
 - 3 drawers, height approx. 192 mm (3 HE)
 - Inside dimension: 454 x 481 x 159 mm (W x D x H)
- **Left side**
 - Push bar PXSBB23N
- **Right side**
 - 1 pair of universal hooks PXAH
- **Back side**
 - Accommodation for overbridge norm rail
- **Decor**
 - Body and fronts: Capri Blue (U121PE)
 - Edges: Metallic Silver (D1308PE)



// ACCESSORIES (please order separately)

Working surface

- + Edged ABS Top PX ABS3

At the rear above the working surface

- + Normrail overbridge PX3 FS1-LOW
- + Disinfectant dispenser HM 1P
- + Drip bin HM1 WANNE
- + Holder for 3 glove dispensers HSP N3S250-T
- + Holder for Septobox PXZ MB25 T + bin MB320S

Right side

- + Waste collector, 14 l, light gray, with lid and holder EWZ A147DL

PX-SERIES 3 – ENDOSCOPY CART



PX311P175C2

Proline cabinet design

Outside dimension 961 x 669 x 924* mm (W x D x H)

11 height units (HE) (Cabinet design from top to bottom)

- 1 center separation panel (11 HE)
- **Left and right side each**
 - 4 drawers, height approx. 128 mm each (2 HE)
 - Inside dimension: 329 x 481 x 95 mm (W x D x H)
 - 1 drawer, height approx. 192 mm (3 HE)
 - Inside dimension: 329 x 481 x 159 mm (W x D x H)
- **Left side**
 - Push bar PXSBB23N
 - Norm rail, stainless steel PXFS23N
- **Right side**
 - 1 fold down side shelf
- **Back side**
 - Accommodation for overbridge norm rail
- **Decor**
 - Body and front: Gray (U112PE)
 - All edges: Marmara Blue (5515B)



// ACCESSORIES (please order separately)

Working surface

- + Edged ABS Top PX ABS3

At the rear above the working surface

- + Normrail overbridge PX3 FS1-LOW
- + Dispenser for overbridge rail PXZ 4SH+3SH
- + Disinfectant dispenser HM 1P
- + Drip bin HM 1 WANNE

Left side

- + Normrail extension PX FSV90 (faced to the front)
- + Holder for 2 glove dispensers HSP N2S250-T

Right side

- + ABS Top for fold down shelf PX ABS1AP

*Working Height

PX-SERIES 3 – PLASTER CAST CART



PX312T468C3

Topline cabinet design

Outside dimension 961 x 669 x 988* mm (W x D x H)

12 height units (HE) (Cabinet design from top to bottom)

- 1 center separation panel (9 HE)
- 1 drawer, height approx. 192 mm (3 HE)
Inside dimension: 735 x 481 x 159 mm (W x D x H)
- **Wide side (left)**
1 drawer, height approx. 384 mm (6 HE)
Inside dimension: 454 x 481 x 351 mm (W x D x H)
1 drawer, height approx. 192 mm (3 HE)
Inside dimension: 454 x 481 x 159 mm (W x D x H)
- **Narrow side (right)**
3 drawers, height approx. 192 mm each (3 HE)
Inside dimension: 204 x 481 x 159 mm (W x D x H)
- **Decor**
Front and edges: Acacia (D2291VL)
Body and edges: Gray (U112PE)



// ACCESSORIES (please order separately)

Working surface

- + Edged stainless steel Top PXE3

Left side

- + Totally enclosed by a stainless steel side panel
- + Plastic case, gray WSNK 3417
- + Holder for WSNK 34 PXZ WSNK34

*Working Height

PX-SERIES 3 – SERVICE CART



PX314P436C1

Proline cabinet design

Outside dimension 961 x 669 x 1116* mm (W x D x H)

14 height units (HE) (Cabinet design from top to bottom)

- 1 center separation panel (2 HE)
- 2 drawers, height approx. 128 mm each (2 HE), parallel
Inside dimension: 329 x 481 x 95 mm (W x D x H)
- 1 drawer, height approx. 128 mm (2 HE), full width
Inside dimension: 735 x 481 x 95 mm (W x D x H)
- 1 drawer, height approx. 192 mm (3 HE), full width
Inside dimension: 735 x 481 x 159 mm (W x D x H)
- 1 center separation panel (7 HE)
- **Right side**
1 drinks crate drawer, height approx. 369 mm (7 HE)
- **Left side**
1 drawer, height approx. 448 mm (7 HE)
- **On the left side**
Push bar PXSBB23N
- **Decor**
Body, fronts and edges: Beech (D381PR)



// ACCESSORIES (please order separately)

Working surface

- + Edged ABS Top PX ABS3

PX-SERIES 8 – 40/60 ISO-TRAY CART



PX814P12C1

Proline cabinet design

Outside dimension 821 x 584 x 1116* mm (W x D x H)

14 height units (HE) (Cabinet design from top to bottom)

- 1 closed compartment with 2 front folding doors (14 HE)

Top

- 1 center separation panel (9.5 HE)

Left and right side each

Interior fitted with Hammerlit carrying walls to take ISO modules 300 x 400 mm or shelves 300 x 400 mm

Bottom

1 module pull-out frame AR 64 ULF to take ISO modules 600 x 400 mm

Left side

Push bar PXSB589


Back side

Accommodation for overbridge norm rail

Decor

Body and edges: Gray (U112PE)

Fronts and edges: Atoll Blue (U125PE)



// ACCESSORIES (please order separately)

Working surface

- + Edged ABS Top PX ABS 68

At the rear above the working surface

- + Normrail overbridge PX8 FS1-HIGH
- + 5-compartment and 3-compartment folding box PXZ 5SH+3SH

Inside

- + 6 trays 300 x 400 x 100 mm M 0301
- + 1 tray 600 x 400 x 200 mm M 0602

PX-SERIES 8 – 40/60 ISO-TRAY CART



PX814P109C4

Proline cabinet design

Outside dimension 821 x 619 x 1116* mm (W x D x H)

14 height units (HE) (Cabinet design from top to bottom)

- 1 center separation panel (14 HE)

Left side

1 closed compartment (14 HE), with a front folding door
Interior fitted with Hammerlit carrying walls to take ISO modules 300 x 400 mm or shelves 300 x 400 mm

Right side

3 drawers, height approx. 128 mm each (2 HE)

Inside dimension: 259 x 431 x 95 mm (W x D x H)

2 drawers, height approx. 256 mm each (4 HE)

Inside dimension: 259 x 431 x 223 mm (W x D x H)

Left side

Push bar PXSB589 + universal hook PXAH

Right side

1 fold down side shelf

Back side

Accommodation for overbridge norm rail

Decor

Body and fronts:

Gray (U112PE)

All edges:

Green Apple (U2643PE)



// ACCESSORIES (please order separately)

Working surface

- + Edged ABS Top PX ABS 68

At the rear above the working surface

- + Normrail overbridge PX8 FS1-LOW
- + Disinfectant dispenser HM 1P + drip bin HM1 WANNE
- + Holder for 3 glove dispensers HSP N3S250-T

Left side

- + Waste collector, 14 l, either knee or foot operation PX TS14

Right side

- + ABS Top for fold down shelf PX ABS1AP

*Working Height

PX-SERIES 9 - PATIENT CARE CART



PX914P1072C2

Proline cabinet design

Outside dimension 785 x 619 x 1116* mm (W x D x H)
14 height units (HE) (Cabinet design from top to bottom)

- 2 modular drawers, height 192 mm each (3 HE) to accommodate ISO trays 600 x 400 x 100 mm
- 2 modular drawers, height 256 mm each (4 HE) to accommodate ISO trays 600 x 400 x 200 mm
- **Left side, top**
Normrail overbridge PXFS589
- **Below in the middle**
1 pair of universal hooks for side storage accessories PXAH
- **Right side, top**
1 fold down side shelf
- **Back side**
Accommodation for overbridge norm rail
- **Decor**
Body and edges: Gray (U112PE)
Fronts and edges: Cappuccino (U3053VL)



// ACCESSORIES (please order separately)

Working surface

- + Edged ABS Top PX ABS 79

Left side

- + Waste collector, 14 l, light gray, with lid and holder EWZ A147DL
- + Normrail overbridge PX9 FS1-LOW
- + Disinfectant dispenser HM 1P + drip bin HM1 WANNE
- + Holder for Septobox PXZ MB25 T
- + Holder for 3 glove dispensers HSP N3S250-E

Inside

- + 2 ISO-trays 600 x 400 x 100 mm M 0611H
- + 2 ISO-trays 600 x 400 x 200 mm M 0612H

*Working Height

PX-SERIES 9 - MEDICATION CART BIG




PX914P213C1

Proline cabinet design

Outside dimension 785 x 584 x 1116* mm (W x D x H)
14 height units (HE) (Cabinet design from top to bottom)

- 1 closed compartment (14 HE) with 2 front folding doors, fitted with carrier walls to take ISO modules 600 x 400 mm or shelves 600 x 400 mm
- **Left side**
Push bar PXSB589
Rail for side storage accessories PXFS589
1 pair of universal hooks for side storage accessories PXAH
- **Right side**
1 fold down side shelf
- **Back side**
Accommodation for overbridge norm rail
- **Decor**
Body and edges: Gray (U112PE)
Fronts and edges: Turquoise (U159VL)



// ACCESSORIES (please order separately)

Working surface

- + ABS Top PX ABS 79

At the rear above the working surface

- + Normrail overbridge PX9 FS1-LOW
- + Disinfectant dispenser HM 1P + drip bin HM1 WANNE
- + Holder for 3 glove dispensers HSP N3S250-T

Left side

- + Holder for Septobox PXZ MB25 T + bin MB320S
- + Waste collector, 14 l, light gray, with lid and holder EWZ A147DL

Right side

- + ABS Top, flat, for fold down side shelf PX ABS1AP

Inside

- + 1 ISO-tray 600 x 400 x 50 mm M 0605
- + 2 ISO-trays 600 x 400 x 100 mm M 0611H
- + 2 ISO-trays 600 x 400 x 200 mm M 0612H

PX-SERIES A – MULTIPURPOSE CART




PXA14M11C2

Mixline cabinet design

Outside dimension 1021 x 819 x 1116* mm (W x D x H)
14 height units (HE) (Cabinet design from top to bottom)

- **Top** 1 center separation panel (14 HE)
- **Left side**
 - 1 closed compartment (14 HE) with a front folding door
- **Right side** 4 modular drawers, height 160 mm (2,5 HE)
1 modular drawer, height 256 mm (4 HE)
- **Left side, top**
 - Normrail overbridge 10 x 25 mm, stainless steel PXFSA
- **Right side, top**
 - 1 fold down side shelf
- **Right**
 - Central locking for all drawers
- **Back side** Accommodation for overbridge norm rail
- **Decor**
 - Complete: Skyblue (U4817VL)



// ACCESSORIES (please order separately)

Working surface

- + ABS-Top, flat PX ABS1AP, 3-way-railing PXGDA

Left side

- + Holder for sharps container PXZ MB25 E

Back side

- + Normrail overbridge PXA FS1-LOW
- + Holder for glove dispenser HSP N4W250-E
- + Disinfectant dispenser HM 1P
- + Plastic disposable pump for disinfectant dispenser, Drip bin HM 1 WANNE

Inside left

- + 2 ISO-trays 600 x 400 x 100 mm M 0601
- + 2 ISO-trays 600 x 400 x 200 mm M 0602

Inside right

- + 4 ISO-trays 600 x 400 x 100 mm M 0611H
- + 1 ISO-tray 600 x 400 x 200 mm M 0612H

PX-SERIES A – DRESSING CART



PXA11T15C2

Topline cabinet design

Outside dimension 1021 x 819 x 924* mm (W x D x H)
11 height units (HE) (Cabinet design from top to bottom)

- **Top**
 - 1 center separation panel (11 HE)
- **Left and right side each**
 - 1 modular drawer, height 128 mm (2 HE)
 - 3 modular drawers, height 92 mm each (3 HE)
- **Left side, top**
 - Push bar, stainless steel PXSBA
- **Decor**
 - Body and edges: Gray (U112PE)
 - Fronts and edges: Acacia (D2291VL)



// ACCESSORIES (please order separately)

Working surface

- + 3-way-railing PXGDA

Right side

- + Waste collector POWZ A15-SG

Back side right

- + Disinfectant dispenser POWZ HM1HR-3
- + Drip bin HM1 WANNE

Inside

- + 2 ISO-trays 600 x 400 x 50 mm M 0605
- + 6 ISO-trays 600 x 400 x 100 mm M 0611H

*Working Height

PX-SERIES E – FOOD TRAY CART (EURO STANDARD)



PXE14T8C1

Topline cabinet design

Outside dimension 567 x 734 x 1116* mm (W x D x H)

14 height units (HE) (Cabinet design from top to bottom)

- 1 closed compartment (14 HE) with a front folding door
- 7 fixed tray slides PXZ TAL 555 (for tray EN 1/1, 530 x 370 mm)
- **Left side, top**
Push bar, stainless steel PXSBEFGH
- **Decor**
Body and edges: Dark Gray (U171PE)
Fronts and edges: Lime (U2504PE)



// ACCESSORIES (please order separately)

Working surface

- + Edged stainless steel Top PXEE

Left side, center

- + Wire basket H212C, chromated with holder POWZ H212C

PX-SERIES F – FOOD TRAY CART (EURO STANDARD)



PXF14T13C1

Topline cabinet design

Outside dimension 985 x 734 x 1116* mm (W x D x H)

14 height units (HE) (Cabinet design from top to bottom)

- 1 closed compartment (14 HE) with 2 front folding doors
- 1 center separation panel (14 HE)
- **Left and right side respectively**
7 fixed tray slides PXZ TAL 555 (for tray EN 1/1, 530 x 370 mm)
- **Left side, top**
Push bar, stainless steel PXSBEFGH
- **Right side, center**
1 pair of universal hooks PXAH
- **Decor**
Komplett: Buche hell (D391PR)



// ACCESSORIES (please order separately)

Working surface

- + 3-way-railing PXGDF

Right side

- + Waste bin (9 l) with holder EWZ A97

⚠ Trays (EN 1/1) are not included! Height distances of the trays freely selectable. Other variations on request!

*Working Height

PX-SERIES G – FOOD TRAY CART (GASTRONORM)




PXG14T2C1

Topline cabinet design

Outside dimension 522 x 734 x 1116* mm (W x D x H)
14 height units (HE) (Cabinet design from top to bottom)

- 1 closed compartment (14 HE) with a hinged door
- 6 fixed tray slides PXZ TAL 555 (for tray GN 1/1, 530 x 325 mm)
- **Left side, top**
Push bar, stainless steel PXSBEFGH
- **Decor**
Body and edges: Gray (U112PE)
Fronts and edges: Turquoise (U159VL)



// ACCESSORIES (please order separately)

Without accessories

PX-SERIES H – FOOD TRAY CART (GASTRONORM)



PXH14T10

Topline cabinet design

Outside dimension 895 x 734 x 1116* mm (W x D x H)
14 height units (HE) (Cabinet design from top to bottom)

- 1 center separation panel (14 HE)
- **Left and right side, respectively**
1 drawer, height approx. 128 mm each (2 HE)
1 closed compartment with 2 hinged doors
Door height approx. 764 mm (12 HE)
- **Left side (half width)**
5 fixed tray slides PXZ TAL 555 (for tray GN 1/1, 530 x 325 mm)
- **Right side (half width)**
Above:
1 shelf
Below:
Behind the door 1 pullout for crates, approx. utility space 340 x 459 mm (W x D)
- **Left side, top**
Push bar, stainless steel PXSBEFGH
- **Decor**
Complete: Gray (U112PE)



// ACCESSORIES (please order separately)

Without accessories


! Trays (GN 1/1) are not included! Height distances of the trays freely selectable. Other variations on request!

*Working Height

ACCESSORIES FOR PX



PX ABS1AP



PX ABS2

| MODEL | DIMENSIONS | | FOR | ORDER CODE |
|---------------|----------------------------|-------------|---|------------|
| | USABLE AREA WIDTH mm | DEPTH mm | | |
| ABS Top, flat | 465 | 370 | PX5, fold down side shelf (series 5) | PX ABS5 |
| ABS Top, flat | 460 | 415 | PX1, fold down side shelf (all except series 5) | PX ABS1AP |
| ABS Top | 450 | 410 | PX1 | PX ABS1 |
| ABS Top | 555 | 510 | PX2 | PX ABS2 |
| ABS Top | 835 | 510 | PX3 | PX ABS3 |
| ABS Top | 695 | 460 | PX6, 800 | PX ABS68 |
| ABS Top | 708 | 506 | PX7, 900 | PX ABS79 |



PX E2W



PX E2




3-way-railing, stainless steel
PXGD1/2/3/5/68/79




Railing, tubular, stainless steel
PXG1/2/3/5/68/79

| FOR | ORDER CODE STAINLESS STEEL TOP FLAT | ORDER CODE STAINLESS STEEL TOP EDGED | ORDER CODE STAINLESS STEEL 3-WAY-RAILING | ORDER CODE STAINLESS STEEL RAILING TUBULAR |
|-------|---|--|--|--|
| PX5 | PX E5W | PX E5 | PXGD5 | PXG5 |
| PX1 | PX E1W | PX E1 | PXGD1 | PXG1 |
| PX2 | PX E2W | PX E2 | PXGD2 | PXG2 |
| PX3 | PX E3W | PX E3 | PXGD3 | PXG3 |
| PX6/8 | PX E68W | PX E68 | PXGD68 | PXG68 |
| PX7/9 | PX E79W | PX E79 | PXGD79 | PXG79 |


Also available for the series A, E, F, G, H!




UTS 57-PX2



UTS 100-PX2



UTS 57-PX3S



UTS 100-PX3S

| DIVIDERS FOR | FOR HEIGHT UNITS | HEIGHT mm | LENGTHWISE DIVIDER PLASTIC | CROSSWISE DIVIDER ALUMINUM | COMPARTMENTS | ORDER CODE |
|-----------------------------|---------------------|--------------|-------------------------------|-------------------------------|--------------|-----------------------------|
| Drawer PX1 | 1.5 - 2 ≥ 3 | 57 100 | 3 3 | 2 2 | 6 6 | UTS 57-PX1 UTS 100-PX1 |
| Drawer PX2 | 1.5 - 2 ≥ 3 | 57 100 | 6 6 | 2 2 | 9 9 | UTS 57-PX2 UTS 100-PX2 |
| Half size drawer PX2 | 1.5 - 2 ≥ 3 | 57 100 | 0 0 | 2 2 | 3 3 | UTS 57-PX2H UTS 100-PX2H |
| Drawer PX3 | 1.5 - 2 ≥ 3 | 57 100 | 9 9 | 2 2 | 12 12 | UTS 57-PX3 UTS 100-PX3 |
| Small drawer PX3 | 1.5 - 2 ≥ 3 | 57 100 | 0 0 | 2 2 | 3 3 | UTS 57-PX3S UTS 100-PX3S |
| Half size drawer PX3 | 1.5 - 2 ≥ 3 | 57 100 | 3 3 | 2 2 | 6 6 | UTS 57-PX3H UTS 100-PX3H |
| Drawer PX8 | 1.5 - 2 ≥ 3 | 57 100 | 6 6 | 2 2 | 9 9 | UTS 57-PX8 UTS 100-PX8 |
| Half size drawer PX8/PX5 | 1.5 - 2 ≥ 3 | 57 100 | 3 3 | 2 2 | 6 6 | UTS 57-PX5 UTS 100-PX5 |
| Drawer PX9 | 1.5 - 2 ≥ 3 | 57 100 | 6 6 | 2 2 | 9 9 | UTS 57-PX9 UTS 100-PX9 |
| Half size drawer PX9 | 1.5 - 2 ≥ 3 | 57 100 | 3 3 | 2 2 | 6 6 | UTS 57-PX9H UTS 100-PX9H |

ACCESSORIES FOR PX



Overbridge rail
with standardized profile
(10 x 25 mm)

PX3 FS1-LOW

| FOR PX-SERIES | ORDER CODE LOW VERSION | ORDER CODE HIGH VERSION |
|---------------|------------------------|-------------------------|
| PX5 | PX5 FS1-LOW | PX5 FS1-HIGH |
| PX1 | PX1 FS1-LOW | PX1 FS1-HIGH |
| PX2 | PX2 FS1-LOW | PX2 FS1-HIGH |
| PX3 | PX3 FS1-LOW | PX3 FS1-HIGH |
| PX8 | PX8 FS1-LOW | PX8 FS1-HIGH |
| PX9 | PX9 FS1-LOW | PX9 FS1-HIGH |



Double overbridged rail
with standardized profile
(10 x 25 mm)

PX3 FS2-LOW

| FOR PX-SERIES | ORDER CODE LOW VERSION | ORDER CODE HIGH VERSION |
|---------------|------------------------|-------------------------|
| PX5 | PX5 FS2-LOW | PX5 FS2-HIGH |
| PX1 | PX1 FS2-LOW | PX1 FS2-HIGH |
| PX2 | PX2 FS2-LOW | PX2 FS2-HIGH |
| PX3 | PX3 FS2-LOW | PX3 FS2-HIGH |
| PX8 | PX8 FS2-LOW | PX8 FS2-HIGH |
| PX9 | PX9 FS2-LOW | PX9 FS2-HIGH |



Dispenser for overbridge
rail incl. bracket.
Color light gray.
(Photo with color deviation)

PXZ 5SH (top) / PXZ 3SH (bottom)

| NO. OF BOXES | WIDTH mm | DEPTH mm | HEIGHT mm | ORDER CODE HOLDER FOR PE |
|--------------|----------|----------|-----------|--------------------------|
| 3 | 600 | 200 | 245 | PXZ 3SH |
| 4 | 600 | 175 | 210 | PXZ 4SH |
| 5 | 600 | 135 | 165 | PXZ 5SH |




Dispenser for overbridge
rail fifo
(first-in-first-out-System)
incl. bracket.
Color gray white.
(Photo with color deviation)

PXZ 5SFH (top) / PXZ 3SFH (bottom)


| NO. OF BOXES | WIDTH mm | DEPTH mm | HEIGHT mm | ORDER CODE HOLDER FOR PE |
|--------------|----------|----------|-----------|--------------------------|
| 3 | 600 | 200 | 245 | PXZ 3SFH |
| 5 | 600 | 135 | 165 | PXZ 5SFH |

Dispenser for overbridge rail


| NO. OF BOXES UPPER FOLDING BOX | NO. OF BOXES LOWER FOLDING BOX | COLOR/ COLOR COMBINATION | ORDER CODE INCL. HOLDER (PE) |
|--------------------------------|--------------------------------|--------------------------|------------------------------|
| 3 (FIFO folding box) | 3 (FIFO folding box) | gray white | PXZ 3SFH+3SFH |
| 3 | 3 | light gray | PXZ 3SH+3SH |
| 4 | 3 | light gray | PXZ 4SH+3SH |
| 4 | 4 | light gray | PXZ 4SH+4SH |
| 4 | 5 | light gray | PXZ 4SH+5SH |
| 5 (FIFO folding box) | 3 (FIFO folding box) | gray white | PXZ 5SFH+3SFH |
| 5 (FIFO folding box) | 4 | gray white/light gray | PXZ 5SFH+4SH |
| 5 (FIFO folding box) | 5 (FIFO folding box) | gray white | PXZ 5SFH+5SFH |
| 5 (FIFO folding box) | 5 | gray white/light gray | PXZ 5SFH+5SH |
| 5 | 3 (FIFO folding box) | gray white/light gray | PXZ 5SH+3SFH |
| 5 | 3 | light gray | PXZ 5SH+3SH |
| 5 | 4 | light gray | PXZ 5SH+4SH |
| 5 | 5 | light gray | PXZ 5SH+5SH |



PXZ 5SH+4SH




PXZ 4SH+3SH



PXZ 5SH+3SH

ACCESSORIES FOR PX



Rail for side storage accessories with standardized profile. (10 x 25 mm)

PXFS23N

| FOR PX-SERIES | ORDER CODE |
|---------------|------------|
| PX1 | PX FS167 |
| PX2/3 | PX FS23N |
| PX5/8/9 | PX FS589 |



3 l disinfectant bin kit incl. holder for function rail standards size.

| WIDTH mm | DEPTH mm | HEIGHT mm | CAPACITY l | ORDER CODE |
|----------|----------|-----------|------------|------------|
| 300 | 185 | 125 | 3 | POWZ 3WSH |
| 555 | 205 | 135 | 5 | POWZ 5WSH |



Holder for Septobox. For functional rail or for screwing on. (10 x 25 mm)

| MODEL | MATERIAL | FOR BOXES WITH Ø mm | MATCHING FOR SEPTOBOX | ORDER CODE |
|---------------------|---------------------------------|---------------------|--|------------|
| Holder for Septobox | Stainless steel | 125 | MB 315S, MB 320S, MB 325S | PXZ MB25 E |
| Holder for Septobox | Stainless steel | 135 | MB 316SAFE, MB320SAFE, MB 331SAFE, Multi-Safe twin 1800 (Sarstedt) | POWZ MBF1 |
| Holder for Septobox | High-grade plastic, transparent | 125 | MB 315S, MB 320S, MB 325S | PXZ MB25T |
| Holder for Septobox | High-grade plastic, transparent | 135 | MB 316SAFE, MB320SAFE, MB 331SAFE, Multi-Safe twin 1800 (Sarstedt) | PXZ MBF1T |



Waste bin for knee or foot operation. (To be specified when ordering) With light gray 9 l or 14 l container, aluminum lid and general-purpose holder.

PX TS 14



| WIDTH mm | DEPTH mm | HEIGHT mm | CAPACITY l | ORDER CODE |
|----------|----------|-----------|------------|------------|
| 315 | 270 | 375 | 9 | PX TS 9 |
| 360 | 280 | 440 | 14 | PX TS 14 |



EWZ E10K Color: blue



EWZ E5 Color: gray white

| MODEL | ORDER CODE |
|--|------------|
| 10 l bucket with folding lid and handle for a general-purpose holder | EWZ E10K |
| 5 l bucket with handle for a general-purpose holder | EWZ E5 |

! Disinfectant dispensers can be found on page 53!

ACCESSORIES FOR PX



Waste bin
(light gray) and holder.

EWZ A147DL

| LITER | ORDER CODE WITHOUT LID | ORDER CODE WITH LID |
|-------|---------------------------|------------------------|
| 9 | EWZ A97 | EWZ A97DL |
| 14 | EWZ A147 | EWZ A147DL |



Dual waste bin
(light gray) and holder assembly,
incl. 9 l-waste bins.

EWZ 2A97

| LITER | ORDER CODE WITHOUT LID | ORDER CODE WITH LID |
|--------|---------------------------|------------------------|
| 2 x 9 | EWZ 2A97 | EWZ 2A97DL |
| 2 x 14 | EWZ 2A147 transverse | EWZ 2A147DL transverse |



Hooks for patient chart,
handle distance min. 80 mm, set of 2.

| MODEL | ORDER CODE |
|--------------------------|------------|
| Hooks for patient charts | EWZ PLANH2 |



Disinfectant dispenser halimed
incl. holder for PX.

Drip bin (optional)
HM 1 WANNE or **HM 2 WANNE**


More dispenser can be found on
page 53.

POWZ HM1HR-3 + HM1 WANNE

| MODEL | ml | ORDER CODE |
|------------------------|------|--------------|
| Disinfectant dispenser | 500 | POWZ HM1HR-3 |
| Disinfectant dispenser | 1000 | POWZ HM2HR-3 |



POWZ H212C



POWZ H209C

Wire basket
Chromated,
incl. holder.

| WIDTH mm | DEPTH mm | HEIGHT mm | ORDER CODE |
|-------------|-------------|--------------|------------|
| 343 | 127 | 178 | POWZ H209C |
| 440 | 190 | 130 | POWZ H210C |
| 440 | 190 | 255 | POWZ H212C |



Instrument insert
for drawers of 1.5 or 2 HE
of the series 2.

| MODEL | ORDER CODE |
|-------------------|------------|
| Instrument insert | - |



Universal hooks
for side storage
accessories.
(1 pair)

| MODEL | ORDER CODE |
|--|------------|
| Universal hooks for side storage accessories | PXAH |



Disinfectant bin kit, 3 l
with lid, white (lockable
insertion slot) and handle
for a general-purpose
holder.

| WIDTH mm | DEPTH mm | HEIGHT mm | CAPACITY l | ORDER CODE |
|-------------|-------------|--------------|---------------|------------|
| 300 | 185 | 125 | 3 | EWZ 3WSH |
| 555 | 205 | 135 | 5 | EWZ 5WSH |


ACCESSORIES FOR PX



Vertically mounted glove dispenser of high-grade plastic, Carton size max. 250 x 130 x 90 mm.

HSP N3S250-T

| NO. OF BOXES | ORDER CODE PX | ORDER CODE WALLMODELS |
|--------------|---------------|-----------------------|
| 1 | HSP N1S250-T | HSP W1S250-T |
| 2 | HSP N2S250-T | HSP W2S250-T |
| 3 | HSP N3S250-T | HSP W3S250-T |



Horizontally mounted glove dispenser of high-grade plastic, Carton size max. 250 x 130 x 90 mm.

HSP N3W250-T

| NO. OF BOXES | ORDER CODE PX | ORDER CODE WALLMODELS |
|--------------|---------------|-----------------------|
| 1 | HSP N1W250-T | HSP W1W250-T |
| 2 | HSP N2W250-T | HSP W2W250-T |
| 3 | HSP N3W250-T | HSP W3W250-T |
| 4 | HSP N4W250-T | HSP W4W250-T |



Vertically mounted glove dispenser PX models for function rails. Material: Stainless steel. Carton size max. 250 x 130 x 90 mm.

HSP N3S250-E

| NO. OF BOXES | ORDER CODE PX | ORDER CODE WALLMODELS |
|--------------|---------------|-----------------------|
| 1 | HSP N1S250-E | HSP W1S250-E |
| 2 | HSP N2S250-E | HSP W2S250-E |
| 3 | HSP N3S250-E | HSP W3S250-E |
| 4 | HSP N4S250-E | HSP W4S250-E |



Horizontally mounted glove dispenser PX models for function rails. Material: Stainless steel. Carton size max. 250 x 130 x 90 mm.

HSP N3W250-E

| NO. OF BOXES | ORDER CODE PX | ORDER CODE WALLMODELS |
|--------------|---------------|-----------------------|
| 1 | HSP N1W250-E | HSP W1W250-E |
| 2 | HSP N2W250-E | HSP W2W250-E |
| 3 | HSP N3W250-E | HSP W3W250-E |
| 4 | HSP N4W250-E | HSP W4W250-E |




PW21

| WIDTH mm | DEPTH mm | HEIGHT mm | ORDER CODE |
|----------|----------|-----------|------------|
| 300 | 400 | 100 | PW21 |
| 600 | 400 | 100 | PW40 |

Utility bin
ABS material




PW40



MODEL

Accessory tray for 200-series hanging files

Accessory tray for hanging files



ORDER CODE

PXZ HR200UT



Ampulla strip
Carts like PX or EWPU can be equipped or retrofitted with self-adhesive ampulla strips. Strips are 482 mm long and can be shortened to any length. It is possible to equip the drawers with a combination of dividers and ampulla strips.

MODEL

Ampulla strip

ORDER CODE

LEC 9475



MODEL

IV pole

IV pole
with stainless steel bottle holder, 2 hooks 180° height-adjustable.

ORDER CODE

POWZ IH2E

ACCESSORIES FOR PX



Electronic code lock
 Central locking by electronic code lock for PX carts.
 Lock fits to individual drawers from 1.5 HE.
 Cart requires one drawer of at least 3 HE.



Preparation for in-house central locking by half size profile cylinder
 Length of cylinder: 30/10 or 27/10. Future replacement of e.g. key by transponder is trouble-free. Installation of the following types of closure are available: key, transponder or key card.

MODEL

ORDER CODE

Electronic code lock

Kit Lock

Catheter holder for function rail (25 x 10 mm)



POWZ KK6



PME KKD55



PXKKD55



PXKKD




PXKED70/PXKED55

| MODEL | MATERIAL | WIDTH mm | DEPTH mm | HEIGHT mm | REQUIRED CART HEIGHT | ORDER CODE |
|---------------------------|--------------------|----------|----------|-----------|----------------------|--------------|
| Catheter holder with lid | Stainless steel | 150 | 100 | 280 | from 5 HE | POWZ KK3 |
| Catheter holder with lid | Stainless steel | 150 | 100 | 480 | from 8 HE | POWZ KK6 |
| Catheter holder with lid* | High-grade plastic | 150 | 80 | 525 | from 9 HE | PME KKD55 |
| Catheter holder with lid | Stainless steel | 150 | 80 | 550 | from 7,5 HE | PXKED55 |
| Catheter holder with lid | Stainless steel | 150 | 80 | 700 | from 10 HE | PXKED70 |
| Catheter holder with lid* | PE500/ABS | 150 | 80 | 550 | from 9,5 HE | PXKKD55 |
| Catheter holder with lid* | PE500/ABS | 150 | 80 | 600 | from 10 HE | PXKKD60 |
| Catheter holder with lid* | PE500/ABS | 150 | 80 | 650 | from 11 HE | PXKKD65 |
| Catheter holder with lid* | PE500/ABS | 150 | 80 | 700 | from 12 HE | PXKKD70 |
| Catheter holder with lid* | PE500/ABS | 150 | 80 | 770 | from 13 HE | PXKKD77 |
| Catheter holder with lid* | PE500/ABS | 150 | 80 | 770 | from 11 HE | PXKKD77-11HE |
| Catheter holder with lid* | PE500/ABS | 150 | 80 | 960 | from 14 HE | PXKKD96 |

*Easy to clean by removable back panel



Removable rear panel (at PXKKD)



Box for protective goggles
 For one pair of goggles.
 Including holder for function rail (25 x 10 mm)

| WIDTH mm | DEPTH mm | HEIGHT mm | ORDER CODE |
|----------|----------|-----------|------------|
| 230 | 140 | 145 | PX BBOX |




PME-SERIES 01.2

„Stainless steel patient care carts (PME) to accommodate ISO trays!“



+ Stainless steel body



+ Ergonomic bow handles



+ 4 swivel casters, 2 with double-brake



+ Full pull-out telescopic runners

// GENERAL DESCRIPTION

- + Stainless steel body provides stability and longevity
- + Smooth surfaces enable easy cleaning
- + PE drawer fronts available in 7 different colors
- + Bow handles in 5 different colors available

// MOBILITY

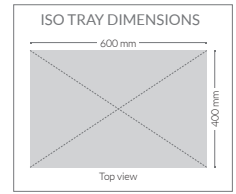
- + 4 ball-bearing non-marking swivel casters, (Ø 125 mm) incl. bumpers, 2 with double-brake and one conductive caster enable safe and easy handling
- + Swivel casters with directional lock optionally available

// ERGONOMIC

- + Easy retrofitting of accessories due to modular construction
- + Lockable drawers one, multiple or complete
- + Full pull-out telescopic runners offer optimum access to the inventory
- + Hammerlit ISO trays 400 x 600 mm and 400 x 300 mm available in heights of 50/100/200 mm in clear PC or gray ABS
- + Tray dividers for optimal organization are available

PATIENT CARE CART PME6411

Outside dimension 740 x 580 x 935* mm (W x D x H)



EXAMPLE OF VARIOUS CARCASE DIVISIONS FOR 11 HE*1

„Further drawer combinations on request!“



1 x 60 mm, 3 x 120 mm, 1 x 240 mm



1 x 60 mm, 5 x 120 mm



5 x 60 mm, 3 x 120 mm



1 x 60 mm, 1 x 120 mm, 2 x 240 mm



3 x 60 mm, 2 x 240 mm



5 x 60 mm, 1 x 120 mm, 1 x 240 mm



2 wing doors, behind them telescopic rails or carrier walls to take modulas



1 x 60 mm, 3 x 120 mm, 1 open compartment, for example for an emergency case

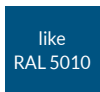
// FRONT COLORS



Green



Traffic Red



Blue



Yellow



Orange



Light Gray



Blue Purple

// BOW HANDLE COLORS



Meadow Green



Ruby Red



Ultramar Blue



Buttercup

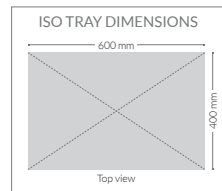


Stainless Steel Look

*12 HE and 22 HE are also available!

*Working Height

PATIENT CARE CART PME6411



Stainless steel, single row

Outside dimension

740 x 580 x 935* mm (W x D x H)

11 height units (HE) (Cabinet design from top to bottom)

- 1 modular drawer PME64M1LG-RT
- 3 modular drawers PME64M2LG-RT
- 1 modular drawer PME64M4LG-RT

// ACCESSORIES (please order separately)

Left side

- + Normrail overbridge PME4FS
- + Waste bin (14 liter) PX TS 14

Right side

- + Fold down side shelf PME4AP

Back side

- + Normrail overbridge PME64FS1
- + Holder for 3 glove box dispensers HSP N3W250-T
- + Holder for sharps container PXZ MB25 E
- + Halimed handdisinfectant dispenser HM 1P L
- + Drip bin HM 1 WANNE

EMERGENCY CART PME6411

Outside dimension 740 x 580 x 935* mm (W x D x H)



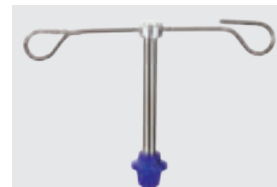
- + Sealing PMEPB11 sealing clamp**
Plastic seals LEC320H (100 pieces)




- + Medical power socket strip PME305H
Mains plug secured against unintentional unplugging



- + Resuscitation board Lifeboard PME323H
Material PET, with rounded edges, fitting on the rear



- + IV Pole PMEIH2E
With 2 hooks, height adjustable, stainless steel



- + Defibrillator Tray PME9001H
adjustable (180°), stainless steel, for defibrillators with max. dim. 380 x 480 mm (W x D)



- + Storage dish side storage tray PMEAS4-135 (see illustration) 135 x 450 x 81 mm (W x D x H)
PMEAS4-180 180 x 450 x 81 mm (W x D x H)

- + Oxygen bottle holder (bottle measurements required)



*Working Height **Sealing of individual drawers, various combinations of drawers and different height units possible on request!

PATIENT CARE CART PME6412



PME6412

Stainless steel, single row
 Outside dimension 740 x 580 x 1000* mm (W x D x H)
 12 height units (HE) (Cabinet design from top to bottom)
 ■ 6 modular drawers for ISO trays PME64M2BL-SI



// ACCESSORIES (please order separately)

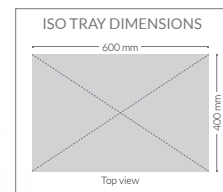
Back side

- + Normrail overbridge, single PME64FS1
- + Dispenser boxes combination PXZ 5SH+4SH

Inside

- + 6 ISO trays 600 x 400 x 100 mm M 0611H

PATIENT CARE CART PME6412TW



PME6412TW

Stainless steel, single row
 Outside dimension 740 x 580 x 1000* mm (W x D x H)
 12 height units (HE) (Cabinet design from top to bottom)
 ■ Door set PME64T12GR-SI



// ACCESSORIES (please order separately)

Back side

- + Normrail overbridge, single PME64FS1
- + Halimed handdisinfectant dispenser HM 1P
- + Drip bin HM 1 WANNE
- + Holder for 3 glove box dispensers HSP N3W250-T
- + Holder for sharps container PXZ MB25 T

Inside

- + 1 ISO tray 600 x 400 x 50 mm M 0605
- + 2 ISO trays 600 x 400 x 100 mm M 0611H
- + 1 ISO tray 600 x 400 x 200 mm M 0612H

*„Soft-close drawers
are also available!“*

*Working Height

**PATIENT CARE CART
PME6412**



Stainless steel, single row
 Outside dimension 740 x 580 x 1000* mm (W x D x H)
 12 height units (HE) (Cabinet design from top to bottom)

- 2 modular drawers PME64M1GR-SI
- 5 modular drawers PME64M2GR-SI



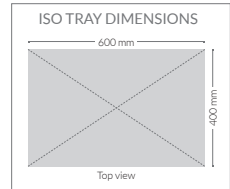
// ACCESSORIES (please order separately)

- Left side**
- + 1 fold down side shelf PME4AP
- Right side**
- + Push bar PME4SB
- Inside**
- + 2 ISO trays 600 x 400 x 50 mm M 0605
 - + 5 ISOtrays 600 x 400 x 100 mm M 0611H

! Matching trays can be found at chapter 08 – Tray system see page 153!

*Working Height

**EMERGENCY CART
PME6412**



Stainless steel, single row
 Outside dimension 740 x 580 x 1000* mm (W x D x H)
 12 height units (HE) (Cabinet design from top to bottom)

- 2 modular drawers PME64M1RT-SI
- 3 modular drawers PME64M2RT-SI
- 1 modular drawer PME64M4RT-SI



// ACCESSORIES (please order separately)

- Left side top**
- + Normrail overbridge PME4FS
 - + Holder for glove box dispenser HSP N1W250-E
- Left side center**
- + Medical power socket strip PME305H
- Right side top**
- + Normrail overbridge PME4FS
 - + Holder for Septobox PXZ MB25 E
 - + Catheter holder PXXKD55
- Right side center**
- + Normrail overbridge PME4FS
- Back side**
- + Resuscitation board Lifeboard PME323H
 - + Defibrillator Tray PME9001H
- Inside**
- + 2 ISO trays 600 x 400 x 50 mm M 0605
 - + 3 ISO trays 600 x 400 x 100 mm M 0611H
 - + 1 ISO tray 600 x 400 x 200 mm M 0612H

COMPACT MODULAR CARE CART PME3411



PME3411

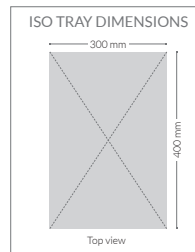
- Stainless steel, single row
 Outside dimension 440 x 580 x 935* mm (W x D x H)
 11 height units (HE) (Cabinet design from top to bottom)
- 1 modular drawer PME34M1LI-SI
 - 3 modular drawers PME34M2LI-SI
 - 1 modular drawer PME34M4LI-SI



// ACCESSORIES (please order separately)

- Left side**
- + Push bar PME4SB
- Right side**
- + Universal hooks PME4AH
 - + Waste collector, 14 l, light gray, with lid and holder EWZA147DL
 - + IV Pole with 2 hooks PMEIH2E
- Inside**
- + 1 ISO tray 400 x 300 x 50 mm M 1305H
 - + 3 ISO trays 400 x 300 x 100 mm M 1301
 - + 1 ISO tray 400 x 300 x 200 mm M 1302

COMPACT MODULAR CARE CART PME3411TW



PME3411TW

- Stainless steel, single row
 Outside dimension 440 x 580 x 968* mm (W x D x H)
 11 height units (HE) (Cabinet design from top to bottom)
- 1 door PME34T11BL-SI



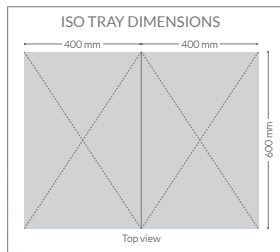
// ACCESSORIES (please order separately)

- Working surface**
- + Top PME34TOP-T
- Inside**
- + 1 tray 300 x 400 x 50 mm M 0305H
 - + 4 trays 300 x 400 x 100 mm M 0301

*„Small and compact:
 an economic space saver!“*

*Working Height

PATIENT CARE CART PME4412



PME4412

- Stainless steel, double-row
 Outside dimension 980 x 729 x 1000* mm (W x D x H)
 12 height units (HE) (Cabinet design from top to bottom)
- 8 modular drawers PME44M2LG-SI
 - 2 modular drawers PME44M4LG-SI



// ACCESSORIES (please order separately)

Right side

- + Seal bar for top drawer PMEPB12R

Back side

- + Norm rail PME44FSI
- + Disinfectant dispenser HM 1P

Inside

- + 8 ISO trays 600 x 400 x 100 mm M 0611H
- + 2 ISO trays 600 x 400 x 200 mm M 0612H

❗ PME4412 also available in 11 HE (PME4411)!


*Working Height

SUPPLY MODULE CART PME6422



PME6422

- Stainless steel, single row
 Outside dimension 740 x 580 x 1655* mm (W x D x H)
 22 height units (HE) (Cabinet design from top to bottom)
- 9 modular drawers for 100 mm high ISO trays
 PME64M2GE-SI
 - 1 modular drawer for 200 mm high ISO trays
 PME64M4GE-SI

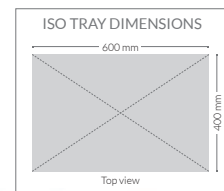


// ACCESSORIES (please order separately)

Inside

- + 9 ISO trays 600 x 400 x 100 mm M 0611H
- + 1 ISO tray 600 x 400 x 200 mm M 0612H

SUPPLY MODULE CART PME6422TW



PME6422TW

- Stainless steel, single row
 Outside dimension 740 x 580 x 1655* mm (W x D x H)
 22 height units (HE) (Cabinet design from top to bottom)
- 1 door set PME64T22OR-SI



// ACCESSORIES (please order separately)

Inside

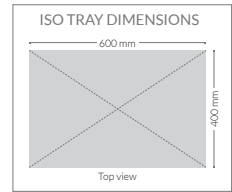
- + 8 ISO trays 600 x 400 x 100 mm M 0601
- + 1 ISO tray 600 x 400 x 200 mm M 0602

! You can find suitable trays at chapter 08 – Tray Systems see page 153 onwards!


*Unit Height

**SUPPLY MODULE CART
PME6422TW**

**CATHETER CART
PME6422TW**




PATIENT CARE



Stainless steel, single row
Outside dimension 740 x 580 x 1655* mm (W x D x H)
22 height units with tray panels
■ 1 door set with transparent cut out PME64TA22LG-SI

Stainless steel, single row
Outside dimension 740 x 580 x 1655* mm (W x D x H)
22 height units with tray panels
■ 1 door set PME64T22LI-SI



// ACCESSORIES (please order separately)

- Inside
- + 2 ISO trays 600 x 400 x 100 mm M 0601
 - + 6 ISO trays 600 x 400 x 100 mm M 0611H
 - + 1 ISO tray 600 x 400 x 200 mm M 0612H

*Unit Height



// ACCESSORIES (please order separately)

- Left and right side
- + Push bar PME4SB
- Inside
- + 3 Catheter hook rails M64KHL03FB

! Additional catheter hook rails on page 158!

ACCESSORIES FOR PME-SERIES



Stainless steel push handle

| SERIES | MODEL | ORDER CODE |
|-----------|-------------|------------|
| PME 64/34 | Push handle | PME4SB |
| PME 44 | Push handle | PME6SB |



Overbridge DIN-rail
(10 x 25 mm)
Stainless steel, brushed, height adjustable.
Overbridge rail arresters ensure precise adjustment of the attached accessories.

| SERIES | MODEL | LENGTH mm | ORDER CODE |
|--------|-----------------|-----------|------------|
| PME 64 | Overbridge rail | 600 | PME64FS1 |
| PME 44 | Overbridge rail | 840 | PME44FS1 |



DIN-rail for side storage of accessories
(10 x 25 mm)
Stainless steel, brushed.

| SERIES | MODEL | LENGTH mm | ORDER CODE |
|--------|-----------------------------|-----------|------------|
| PME 64 | Side storage of accessories | 400 | PME4FS |
| PME 44 | Side storage of accessories | 550 | PME6FS |



Overbridge rail extension
for attachment to a rear positioned rail.
Height adjustable and turnable. Also used at face site, one-quarter rotated.

| MODEL | EFFECTIVE LENGTH mm | ORDER CODE |
|---------------------------|---------------------|------------|
| Overbridge rail extension | 200 | PMEFSE200 |



Universal hooks
for side storage accessories.

| MODEL | ORDER CODE |
|--------------------|------------|
| Universal hook | PMEAH |
| Waste bin with lid | EWZ A147DL |



Top for working surface
PE, reversible and removable

| SERIES | COLOR | WIDTH mm | DEPTH mm | ORDER CODE |
|--------|-------------|----------|----------|------------|
| PME 64 | light gray | 640 | 480 | PME64TOP |
| PME 44 | light gray | 840 | 680 | PME44TOP |
| PME 64 | transparent | 640 | 480 | PME64TOP-T |
| PME 44 | transparent | 840 | 680 | PME44TOP-T |



Double overbridge DIN-rail
(10 x 25 mm)
Stainless steel, brushed, height adjustable.
Overbridge rail arresters ensure precise adjustment of the attached accessories.

| SERIES | MODEL | LENGTH mm | ORDER CODE |
|--------|------------------------|-----------|------------|
| PME 64 | Double overbridge rail | 600 | PME64FS2 |
| PME 44 | Double overbridge rail | 840 | PME44FS2 |



Fold down side shelf
PE, light gray
Working surface enhancement of approx. 45%.

| SERIES | MODEL | WIDTH mm | DEPTH mm | ORDER CODE |
|--------|------------|----------|----------|------------|
| PME 64 | Side shelf | 290 | 445 | PME4AP |
| PME 44 | Side shelf | 290 | 596 | PME6AP |



Central locking PMEZV11
With pushbutton cylinder lock, protects all the drawers from unauthorized access.

| MODEL | HE | ORDER CODE |
|------------------------|----|------------|
| Central locking, left | 11 | PMEZV11L |
| Central locking, right | 11 | PMEZV11R |
| Central locking, left | 12 | PMEZV12L |
| Central locking, right | 12 | PMEZV12R |
| Central locking, left | 22 | PMEZV22L |
| Central locking, right | 22 | PMEZV22R |

! More accessories can be found on pages 31-36!



- INFECTION CONTROL CARTS – PX-SERIES 5 48
- INFECTION CONTROL CART PECO 49
- HYGIENE-CENTER – HKW-SERIES 50
- HYGIENE-CENTER – HKWL-SERIES 51
- HYGIENE-CENTER, STAINLESS STEEL 52
- HALIMED DISINFECTANT DISPENSER 53

INFECTION CONTROL CART - PX-SERIES 5



PX511P7C1

Proline cabinet design

Infection Control Cart for ISO-trays 300 x 400 mm
Outside dimension approx. 485 x 584 x 924* mm (W x D x H)
11 height units (HE) (Cabinet design from top to bottom)

- **Height incl. overbridge rail** 1179 mm
- 1 closed compartment, height 704 mm (11 HE) with a front door and Hammerlit-tray panels to accommodate ISO-trays 300 x 400 mm or shelves 300 x 400 mm
- **Body and fronts**
Plate thickness 19 mm, polyurethane bond, edge strip 2 mm ABS, hygienic construction provided by; sealed body and carriage connection, smooth surfaces without screw connections
- One-piece-carriage including bumper protection, material PE, color light gray
- 4 swivel casters, 2 with double brake, Ø 125 mm, Tread: thermoplastic rubber profile, non-marking, casters with precision ball bearing, Caster housing: polyamide
- **Left side**
Push bar, stainless steel PXS589
- **Decor**
Body and fronts: Gray (U112PE)
Edges: Coral Red (U148PE)



// ACCESSORIES (please order separately)

- At the rear above the working surface
- + Overbridge rail PX5 FS1-LOW
 - + Holder for glove dispenser HSP N1S250-E
 - + Disinfectant dispenser HM 1P

Inside

- + 1 ISO-tray 300 x 400 x 50 mm M 1305H
- + 2 ISO-trays 300 x 400 x 200 mm M 1302 (transparent)
- + 1 shelf 300 x 400 mm FB1204000300

! More Infection Control Carts from series PX can be found on chapter Patient Care pages 16-17.

INFECTION CONTROL CART - PX-SERIES 5

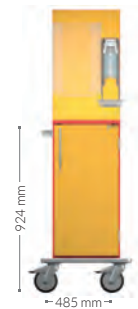


PX511P21C18

Topline cabinet design

Infection Control Cart for ISO-trays 300 x 400 mm, with back panel and optional coat hooks
Outside dimension approx. 485 x 584 x 924* mm (W x D x H)
11 height units (HE) (Cabinet design from top to bottom)

- **Height incl. backpanel** (1520 mm), material: HPL
- 1 closed compartment, height 704 mm (11 HE) with a front door and Hammerlit-tray panels to accommodate ISO-trays 300 x 400 mm or shelves 300 x 400 mm
- **Body and fronts**
Plate thickness 19 mm, polyurethane bond, edge strip 2 mm ABS, hygienic construction provided by; sealed body and carriage connection, smooth surfaces without screw connections
- One-piece-carriage including bumper protection, material PE, color light gray
- 4 swivel casters, 2 with double brake, Ø 125 mm, Tread: thermoplastic rubber profile, non-marking, casters with precision ball bearing Caster housing: polyamide
- **Left side**
Push bar, stainless steel PXS589
- **Decor**
Body and fronts: Yellow (U131PE)
Edges: Chilli Red (7113BS)



// ACCESSORIES (please order separately)

- At the rear above the working surface
- + Disinfectant dispenser HMW 1
 - + Drip bin HMW 1 WANNE
 - + Holder for glove dispenser HSP W3W250-T
 - + 4 coat hooks at the rear PX5KH4

Inside

- + 1 ISO-tray 300 x 400 x 50 mm M 1305H
- + 3 ISO-trays 300 x 400 x 100 mm M 1301 (transparent)

*Working Height

INFECTION CONTROL CART PECO



PECO5111C1-02



Backpanel with 2 coat hooks

Outside dimension: approx. 420 x 540 x 840* mm (W x D x H)

Height incl. backpanel: 1435 mm

- **Body, front and carriage**
Plate thickness 19 mm, with two-sided melamine protection coating PU-bond 2 mm edge strip
- **Extended backpanel incl. 2 coat hooks**
- **Carriage with bumper protection**
- **Cabinet design from top to bottom**
1 compartment with 2 shelves, divided into 3 equal sections
Cabinet height: 704 mm
Including single-leaf door, right hinged equipped, with a silver colored bow handle
- **Casters**
4 swivel casters, 2 with double brake, Ø 75 mm
- **Tread**
Solid rubber, gray, non-marking
- **Caster housing**
Sheet metal, zinc-chromated
- **Decor**
Body and edges: Gray (U 112PE)
Carriage and edges: Gray (U 112PE)
Front and edges: Coral Red (U 148PE)

// VERSION PECO5111C1-01

- + Holder for 3 glove boxes made from stainless steel HSP W3W250-E
- + Hand disinfectant dispenser, wall mounted with counter HMW 1
- + Drip bin HMW 1 WANNE

// VERSION PECO5111C1-02 (SEE IMAGE)

- + Transparent holder for 3 glove boxes made from PETG HSP W3W250-T
- + Hand disinfectant dispenser, wall mounted with counter HMW 1
- + Drip bin HMW 1 WANNE



„Quality at an affordable price!“

| MODEL | PU-GLUED | HPL-LAYER WORKING SURFACE | ORDER CODE |
|--|----------|---------------------------|------------|
| Infection Control Cart Peco ¹ | ✓ | ✗ | PECO5111C1 |
| Infection Control Cart Teco | ✓ | ✓ | TECO5111C1 |

*Working Height

¹One daily wet wipe disinfection

HYGIENE-CENTER – HKW-SERIES



HYG HKW4-01



+ PE separation panel with coat hooks at the rear



+ Separation panel with window (PC)



HYG HKW4T-01

Hygiene-Center, mobile

Outside dimension approx. 610 x 520 x 1623 mm
(W x D x H)

- Mobile unit, loadable from one side, a stainless steel square tube frame construction 25 x 25 mm with hooks to accommodate 4 sterile goods baskets trays or accessories (4 sets of hooks) with a distance of 320 mm
- Weight capacity: approx. 60 kg per hook
- Back panel made of PE
- 4 swivel casters with bumpers, 2 with double brake, Ø 75 mm, Caster housing: zinc-chromated, Tires: thermoplastic conductive rubber profile, wear-resistant, non-marking

// VERSION HYG HKW4-01

- + Disinfectant dispenser **HMW 1** + drip bin **HMW 1 WANNE**
- + Stainless steel dispenser for glove boxes **HSP W3W250-E**
- + Sterile goods baskets **STE 12 ES**

Back side

- + 4 coat hooks **HKW KH4**

Hygiene-Center, mobile with window

Outside dimension approx. 610 x 520 x 1623 mm
(W x D x H)

- Mobile unit, loadable from one side, a stainless steel square tube frame construction 25 x 25 mm with hooks to accommodate 4 sterile goods baskets trays or accessories (4 sets of hooks) with a distance of 320 mm
- Weight capacity: approx. 60 kg per hook
- Back panel made of PE
- 4 swivel casters with bumpers, 2 with double brake, Ø 75 mm, Caster housing: zinc-chromated, Tires: thermoplastic conductive rubber profile, wear-resistant, non-marking

// VERSION HYG HKW4T-01

- + Disinfectant dispenser **HMW 1** + drip bin **HMW 1 WANNE**
- + Stainless steel dispenser for glove boxes **HSP W3W250-T**
- + Sterile goods baskets **STE 12 ES**

Back side

- + 4 coat hooks **HKW KH4**

! Other versions available on request

HYGIENE-CENTER - HKWL-SERIES



+ PE separation panel with coat hooks at the rear



+ Separation panel with window (PC)



Hygiene-Center, mobile with window
Outside dimension approx. 415 x 470 x 1620 mm
(W x D x H)

- Seamless square tubular frame design with wall guards
- 4 swivel casters, 2 with double brake, Ø 75 mm, Caster housing: zinc-chromated, Tires: light gray rubber profile
- Back panel made of PE and high quality transparent plastic

// ACCESSORIES (please order separately)

Stocking from top to bottom

- + Shelf which can be hooked on HYG AP330x220
- + Dish which can be hooked on HYG AB414x280 (2 pieces)

Stocking on the left from top to bottom

- + Holder for throwaway disinfectant dispenser HYG DMH
- + Waste bin, 14 l, with lid HYG A147DL

Back side

- + 4 hook for smock/overall HKW PLAN2

! The hygiene center is also available with a rear wall completely of PE (HYG HKWL)!

„Hygiene - always
where it is needed !!“

HYGIENE-CENTER, STAINLESS STEEL



HYG STATION

+ Push handle

+ Rear side casters

+ Stable foot

Hygiene-Center, Stationary Model, with backside casters
 Outside dimension approx. 485 x 485 x 1330 mm
 (W x D x H)

- Stainless steel stable console with base plate, seamless welded
- Backside casters and integrated backside push handle for easy transport

// ACCESSORIES (please order separately)

+ Disinfectant dispenser HMW 1 + drip bin HMW 1 SCHALE



HYG MOBIL

Hygiene-Center, mobile
 Outside dimension approx. 455 x 470 x 1600 mm
 (W x D x H)

- Stainless steel seamless welded frame construction
- Stainless steel panel e.g. for posting hygiene instructions, above the disinfectant dispenser
- 4 swivel casters, 2 with double brake, Ø 75 mm, thermoplastic conductive rubber profile, 4 wall guards

// ACCESSORIES (please order separately)

+ Disinfectant dispenser HMW 1 + drip bin HMW 1 SCHALE

HALIMED DISINFECTANT DISPENSER

| COMPONENTS | DESCRIPTION |
|-----------------------------|---|
| Use | Dispenser for dosing disinfectant, liquid soap or lotion |
| Capacity/Bottles | 500 ml or 1000 ml, various bottles can be used |
| Housing | Highly hygienic, anodized aluminum surface, matt silver finish |
| Discharge system | Plastic, hinged for easy pump replacement from the front |
| Pump and suction tube | Stainless steel pump with stainless steel suction tube, autoclavable, Dispense volume adjustable (approx. 0.75/1.0/1.2/1.5 ml) |
| Disposable pump NEW! | For retrofitting HM1 KST PUMPE (500 ml) and HM2 KST PUMPE (1000 ml), suitable for all matching halimed dispensers |
| Holders | Linen ward carts – attached to tubes with Ø 22 mm (e.g., dividing wall of linen ward carts) Norm rail – attached to norm rail with 10 x 25 mm (e.g., PX carts) Wall-mounted model – incl. wall-mount bracket (delivery includes fixing materials) |
| Models with lock system | Cover (aluminum, anodized matt silver finish) with viewing window, lockable to protect against unauthorized removal of the bottle, with lock and key |
| Available accessories | Drip bin (plastic) with stainless steel holder, positioned over the dispenser housing |

| OPERATION | | MANUAL MODELS WITH DIGITAL COUNTER | | | | MODELS WITH SENSOR TECHNOLOGY TOUCHLESS | |
|--------------------|------|------------------------------------|-----------|----------------------------|-----------|---|-----------|
| HOLDER | ml | SHORT STAINLESS STEEL LEVER | | LONG STAINLESS STEEL LEVER | | WITHOUT LOCK | WITH LOCK |
| | | WITHOUT LOCK | WITH LOCK | WITHOUT LOCK | WITH LOCK | | |
| Linen ward cart | 500 | HM 1 | HM 1 V | HM 1 L | HM 1 L V | HM 1 T | HM 1 T V |
| | 1000 | HM 2 | HM 2 V | HM 2 L | HM 2 L V | HM 2 T | HM 2 T V |
| Norm rail | 500 | HM 1P | HM 1P V | HM 1P L | HM 1P L V | HM 1TP | HM 1TP V |
| | 1000 | HM 2P | HM 2P V | HM 2P L | HM 2P L V | HM 2TP | HM 2TP V |
| Wall-mounted model | 500 | HMW 1 | HMW 1 V | HMW 1 L | HMW 1 L V | HMW 1T | HMW 1T V |
| | 1000 | HMW 2 | HMW 2 V | HMW 2 L | HMW 2 L V | HMW 2T | HMW 2T V |



HM 1



HM 1 V



HM 1 P, HM 1 WANNE



HM 1 T



HM 2 L



HM 2 P V



HMW 2 T



HMW 2 T, HMW 1/2 T WANNE

| DRIP BIN/BOWL WITH STAINLESS STEEL HOLDER; POSITIONED OVER THE DISPENSER HOUSING | ORDER CODE | ORDER CODE |
|--|----------------|-----------------|
| suitable for HM 1, HM 1 V, HM 1 L, HM 1 L V, HM 1P, HM 1P V, HM 1P L, HM 1P L V | HM 1 WANNE | - |
| suitable for HM 2, HM 2 V, HM 2 L V, HM 2 L, HM 2P, HM 2P V, HM 2P L, HM 2P L V | HM 2 WANNE | - |
| suitable for HM 1T, HM 1T V, HM 2T, HM 2T V, HM 1TP, HM 1TP V, HM 2TP, HM 2TP V | HM 1/2T WANNE | - |
| suitable for HMW 1, HMW 1 V, HMW 1 L, HMW 1 L V | HMW 1 WANNE | HMW 1 SCHALE |
| suitable for HMW 2, HMW 2 V, HMW 2 L, HMW 2 L V | HMW 2 WANNE | HMW 2 SCHALE |
| suitable for HMW 1T, HMW 1T V, HMW 2T, HMW 2T V | HMW 1/2T WANNE | HMW 1/2T SCHALE |

Drip bin see page 52!

03

MOBILE WORKSTATIONS



MOBILE WORKSTATIONS/
PATIENT CARE CARTS PX-SERIES 56
NOTEBOOK-CARTS 57



PX – MOBILE WORKSTATIONS

„All patient data instantly available, anywhere – anytime!“



+ Screenholder for normrail
PXMH24FSE



+ Left and right side shifttable
mousepad with disinfected
keyboard and mouse

// GENERAL DESCRIPTION

- + Cabinet segments to suit individual needs
- + Free choice of colors from our extensive color table
- + Various accessories and add-ons available
- + All drawers are full extension drawers with self- and soft-close feature

■ Color table see page 13, accessories can be found on pages 31-36.

// MOBILITY

- + PX carts come with high quality casters with Ø 125 mm wheels
- + 4 swivel casters, ball bearing, 2 with double brake
- + Thermoplastic rubber profile, Caster housing polyamide

MOBILE WORKSTATIONS/PATIENT CARE CARTS PX-SERIES



PX114T9



PX114P615C1



+ Screenholder for normrail
PXMH24FSE



+ Left and right side shiftable
mousepad with disinfectable
keyboard and mouse

! Shown configurations as examples.

„We offer
customized carts!“

// HYGIENE

- + Smooth surfaces
- + ABS-edges (PU-glued)

// DURABLE AND SAFE

- + Double pressed body one piece
- + Solid PE-base including surrounded bumper

// ERGONOMICS

- + All drawers are full extension drawers with self- and soft close feature
- + Full length push handles, stainless steel, Ø 25 mm
- + Malfunction free designed locking systems

// MOBILITY

- + PX carts come with high quality casters with Ø 125 mm wheels
- + 4 swivel casters, ball bearing, 2 with double brake
- + Thermoplastic rubber profile, Caster housing polyamide

SELECT DECOR FOR BODY, FRONT PANELS AND EDGING STRIPS

| | | | | | | | | | | | |
|----------------------|-------------------------|---------------------|-----------------------|---------------------|----------------------------|------------------------|--------------------------|-----------------------|-------------------------|-----------------------|------------------------|
| | | | | | | | | | | | |
| Frontwhite K101PE | Egg Shell U109BS | Vanilla U1301PE | Beige U522PE | Maize U504PE | Magnolia U520PE | Lemon U1330PE | Velvet Yellow U4807VL | Sun Yellow 0134BS | Yellow U131PE | Orange U136PE | Raspberry U1253VL |
| | | | | | | | | | | | |
| Chilli Red 7113BS | Coral Red U148PE | Lavender 8536BS | Syringa U1254PE | Silk U4812VL | Viola U4813VL | Lavendel 7186BS | Ice Blue 7180BS | Skyblue U4817VL | Mint U126PE | Capri Blue U121PE | Marmara Blue 5515BS |
| | | | | | | | | | | | |
| Indigo U4819VL | Atoll Blue U125PE | Dark Blue U128PE | Lightgreen U4820VL | Turquoise U159VL | Lime U2504PE | Green Apple U2643PE | Golfgreen U4816VL | Emerald U155PE | Vetro U153PE | Sand U515PE | Cappuccino U3053VL |
| | | | | | | | | | | | |
| Havana U2512PE | Chocolate U185PE | Red Mist U569BS | Gray U112PE | Manhattan U540PE | Metallic Silver D1308PE | Dark Gray U171PE | Birch D327BS | Light Pear D1353BS | Natural Maple D375PR | Light Beech D391PR | Beech D381PR |
| | | | | | | | | | | | |
| Acacia D2291VL | Oak Chamonix D2216VL | | | | | | | | | | |

! Printed colors may appear different from actual colors!

PXN-SERIES – NOTEBOOK CART

PX-SERIES 2 – NOTEBOOK CART



PXN13P16C2



PX214T426C7

Proline cabinet design

Outside dimension 680 x 669 x 1052* mm (W x D x H)

Maximum height with lid open: 1416 mm

13 height units (HE) (Cabinet design from top to bottom)

- 1 notebook unit, height 192 mm (3 HE)
retractable base for notebook with lockable folding lid
folding mechanism with damper function
- On the rear, 1 lockable flap for power pack
Fronts and edges: Capri Blue (U121PE)
- 1 lockable hanging file drawer, height 384 mm (6 HE)
Inside dimension: 345 x 381 x 351 mm (W x D x H)
Fronts and edges: Capri Blue (U121PE)
- 1 drawer, height 128 mm (2 HE)
Inside dimension: 345 x 381 x 95 mm (W x D x H)
Fronts and edges: Atoll Blue (U125PE)
- 1 drawer, height 128 mm (2 HE)
Inside dimension: 345 x 381 x 95 mm (W x D x H)
Fronts and edges: Capri Blue (U121PE)
- **Left side**
2 hand grips: Light Gray (POWG095)
- **Right side**
1 fold down side shelf
- **Decor**
Body and edges: Gray (U112PE)



// ACCESSORIES (please order separately)

Without accessories / Notebook

Topline cabinet design

Outside dimension 680 x 669 x 1116* mm (W x D x H)

14 height units (HE) (Cabinet design from top to bottom)

- 1 notebook pull-out, height in use 90 mm (2.5 HE)
pulls out to the right and is lockable, with magnetic fixing
when pulled out, cable feed bush on the rear of the unit
- 1 lockable drawer for hanging files,
height 384 mm (6 HE)
- 1 drawer, height 160 mm (2.5 HE)
- 1 drawer, height 192 mm (3 HE)
- **Left side**
Push bar PXSB23N
- **Decor**
Body and edges: Gray (U112PE)
Fronts and edges: Oak Chamonix (D2216VL)



- **+** Run-time of your laptop can be extended by using a power bank

// ACCESSORIES (please order separately)

Working surface

+ Edged ABS Top PXABS2

Without notebook



*Arbeitshöhe



COLLECTION AND DISTRIBUTION 04.1
COLLECTORS AND ACCESSORIES [60-64](#)
LINEN WARD CARTS AND ACCESSORIES [65-71](#)
LINKABLE LINEN HAMPERS [72](#) POLYMER LIDS [74](#)
UTILITY CARTS [75-78](#)
LAUNDRY EQUIPMENT [79-86](#)
TEXTILES 04.2
LAUNDRY TRANSPORT BAG WICKELSACK® [87-88](#)
CLASPS, LAUNDRY NETS [89](#)
CLEAN LINEN BAGS [90](#)



COLLECTION AND DISTRIBUTION 04.1

LINEN HAMPERS



page 60 ff.

UNIVERSAL COLLECTORS



page 62

LINEN WARD CARTS



page 65 ff.

UTILITY CARTS



page 75 ff.

MOBILE CONTAINERS



page 81 ff.

WIRE CONTAINER CARTS AND BULK TRANSPORT CARTS



page 83 ff.



W 265LT, DT 82+73

LINEN HAMPERS, MOBILE

- Seamless welded frame construction
- 20 mm stainless steel tube construction
- Equipped with Hammerlit grip ring HR 2000
- 4 swivel casters, Ø 75 mm, with precision ball bearing, light gray rubber profile, wheels with threadguards and caster housing zinc-chromated

// OPTIONAL ACCESSORIES

- + Polymer lid with integrated hook D 60 - D 68
- + Lid with polymer hinge DT 80 - DT 88 (removable without tools)
- + Lid with polymer hinge DT 80 - DT 88 in combination with pedal mechanism LT
- + Lid with polymer hinge DT 80 - DT 88 in combination with pedal mechanism LT and lid damping LTD
- + Bottom pan, material ABS or stainless steel
- + 4 swivel casters, 2 with brake LS075GS01
- + Conductive casters LL075AS01
- + Caster housing stainless steel LL075GE01
- + Bumpers SSG31
- + Stainless steel hooks HAKEN



W 165LT, DT 82



W 265LT, DT 82+83



W 365LT, DT 82+80+81








W 465LT, DT 82+83+84+87



W 169

// INFORMATION

Accessories for Linen Hampers see page from page 63.

| NO. OF GRIP RINGS | 1  | 2  | 3  | 4  | 4  | WALL-MOUNTED MODEL | LIDS (SEE P.74) |
|----------------------|---|---|---|---|--|--------------------|-----------------|
| Base model | W 165 | W 265 | W 365 | W 465 | W 464 | W 169 | D 60 - D 68 |
| Hinged model | W 165L | W 265L | W 365L | W 465L | W 464L | W 169L | DT 80 - DT 88 |
| With pedal mechanism | W 165LT | W 265LT | W 365LT | W 465LT | W 464LT | W 168LT* | DT 80 - DT 88 |
| With lid damping | W 165LTD | W 265LTD | W 365LTD | W 465LTD | W 464LTD | W 168LTD* | DT 80 - DT 88 |
| Width, mm | 410 | 670 | 1000 | 1335 | 865 | 380/380* | |
| Depth, mm | 435* | 435* | 435* | 435* | 605 | 335/345* | |
| Height, mm | 950 | 950 | 950 | 950 | 950 | 290/950* | |
| Weight, kg | 5 | 7.5 | 10 | 12 | 14 | 2/4* | |
| Bottom plate (ABS) | PW 102 | 2x PW X02 | 3x PW X02 | 4x PW X02 | - | | |

*Models equipped with hinged lids have an additional depth of 45 mm; Models equipped with a pedal mechanism have an additional depth 60 mm.



W 295LT, DT 82+83

LINEN HAMPERS WITH INTEGRATED HANDLE, MOBILE

- Seamless welded frame construction
- 22 mm stainless steel tube construction
- Equipped with Hammerlit grip ring HR 2000
- 4 swivel casters, 2 with brake, Ø 75 mm, with precision ball bearing, light gray rubber profile, wheels with threadguards and caster housing zinc-chromated
- Incl. hook and donut bumpers SP32

// OPTIONAL ACCESSORIES

- + Polymer lid with integrated hook D 60 - D 68
- + Lid with polymer hinge DT 80 - DT 88 (removable without tools)
- + Lid with polymer hinge DT 80 - DT 88 in combination with pedal mechanism LT
- + Lid with polymer hinge DT 80 - DT 88 in combination with pedal mechanism LT and lid damping LTD
- + Bottom pan, material ABS or stainless steel
- + Conductive casters LS075AS05
- + Caster housing stainless steel LS075GE05



W 195LT, DT 83



W 295LT, DT 82+83



W 395LT, DT 84+82+81



W 495LT, DT 83+82+84+80



W 494LT, DT 82+80+84+81

// INFORMATION

Accessories for Linen Hampers see page 63.

| NO. OF GRIP RINGS | 1 | 2 | 3 | 4 | 4 | LIDS (SEE P. 74) |
|----------------------|----------|-----------|-----------|-----------|----------|------------------|
| Base model | W 195 | W 295 | W 395 | W 495 | W 494 | D 60 - D 68 |
| Hinged model | W 195L | W 295L | W 395L | W 495L | W 494L | DT 80 - DT 88 |
| With pedal mechanism | W 195LT | W 295LT | W 395LT | W 495LT | W 494LT | DT 80 - DT 88 |
| With lid damping | W 195LTD | W 295LTD | W 395LTD | W 495LTD | W 494LTD | DT 80 - DT 88 |
| Width, mm | 490 | 750 | 1085 | 1420 | 1000 | |
| Depth, mm | 455* | 455* | 455* | 455* | 700 | |
| Height, mm | 950 | 950 | 950 | 950 | 950 | |
| Weight, kg | 7 | 9 | 11.5 | 13.5 | 13 | |
| Bottom plate (ABS) | PW 102 | 2x PW X02 | 3x PW X02 | 4x PW X02 | | |

*Models equipped with hinged lids have an additional depth of 35 mm; Models equipped with a pedal mechanism have an additional depth 50 mm.

UNIVERSAL COLLECTOR, STAINLESS STEEL

A universal cart for collecting soiled linen and waste. In combination with the **spring shut waste collector** to prevent from odors and smell. Suitable for 70 liter plastic bags.

- Seamless welded frame construction
- 20 mm stainless steel tube construction
- Equipped with Hammerlit grip ring HR 2000
- 4 swivel casters, 2 with brake, Ø 75 mm, with precision ball bearing, light gray rubber profile, wheels with threadguards and caster housing zinc-chromated
- Incl. hook and donut bumpers SP31



WU 275LT, DT 81+74



WU 175LT, DT 83



WU 275LT, DT 81+84



WU 375LT, DT 83+80+85



WU 475LT, DT 82+80+83+84










WU 273



WU 373L, DT 80+85+84



WU 473LT, DT 81+83+82+80

| NO. OF GRIP RINGS | 1  | 2  | 2  | 3  | 3  | 4  | 4  | LIDS (SEE P. 74) |
|----------------------|---|---|---|---|--|---|---|------------------|
| Base model | WU 175 | WU 275 | WU 273 | WU 375 | WU 373 | WU 475 | WU 473 | D 60 - D 68 |
| Hinged model | WU 175L | WU 275L | WU 273L | WU 375L | WU 373L | WU 475L | WU 473L | DT 80 - DT 88 |
| With pedal mechanism | WU 175LT | WU 275LT | WU 273LT | WU 375LT | WU 373LT | WU 475LT | WU 473LT | DT 80 - DT 88 |
| With lid damping | WU 175LTD | WU 275LTD | WU 273LTD | WU 375LTD | WU 373LTD | WU 475LTD | WU 473LTD | DT 80 - DT 88 |
| Width, mm | 955 | 1210 | 970 | 1545 | 1285 | 1880 | 1460 | |
| Depth, mm | 585 | 585 | 600 | 585 | 640 | 585 | 640 | |
| Height, mm | 980 | 980 | 980 | 980 | 980 | 980 | 980 | |
| Weight, kg | 14 | 16 | 16 | 18 | 20 | 20 | 20 | |
| Bottom plate (ABS) | PW 102 | 2x PW X02 | | 3x PW X02 | | 4x PW X02 | | |

LAUNDRY SORTING CART

All **personal related laundry** in elderly care homes should be collected in separate laundry bags, for optimal handling and hygienic reasons.



LAUNDRY SORTING/COLLECTING CART

Width 1403 mm, **Depth** 553 mm,
Height, with lid open 1210 mm,
Height, with lid closed 940 mm
Weight 25 kg
Casters 4 swivel casters, 2 with brake, Ø 75 mm, thermoplastic rubber profile
Housing Zinc-chromated
Frame Stainless steel, Ø 22 mm, welded all around
Lid ABS
Donut bumpers plastic, Ø 75 mm

ORDER CODE W 560 DLD

// ACCESSORIES

+ Wall protection for lid

ORDER CODE SG 560

ACCESSORIES FOR COLLECTORS



Connection system for collectors



+ Connection hook and -eye

With a connection hook standard collectors can be changed into connection collectors, retrofitting.

(for connectable EWPU ward carts see page 68).

„Connection system to retrofit for all Hammerlit collectors!“

| MODEL CONNECTION HOOK | ORDER CODE |
|--|------------|
| Connection hook for series 165 left side, at collector 165 | KB165-165L |
| Connection hook for series 165, sideways | KBSB1-20 |
| Connection hook for series 464, narrow side | KBSB2-20 |
| Connection hook for series MS 73/43, backwards | KBSB3-20 |
| Connection hook for series 265, long side | KBSB4-20 |
| Connection hook for series 494, narrow side | KBSB4-22 |
| Connection hook for series 265/365/465, narrow side | KBSB5-20 |
| Connection hook for series 195/295/395/495, narrow side | KBSB6-22 |

| MODELL CONNECTION EYE | ORDER CODE |
|--|------------|
| Connection eye for series 165 right side, at collector 165 | KB165-165R |
| - | - |
| Connection eye for series 464, narrow side | KBSB02-20 |
| Connection eye for series MS 73/43, backwards | KBSB03-20 |
| Connection eye for series 265, long side | KBSB04-20 |
| Connection eye for series 494, narrow side | KBSB04-22 |
| Connection eye for series 265/365/465, narrow side | KBSB05-20 |
| Connection eye for series 195/295/395/495, narrow side | KBSB06-22 |


ACCESSORIES FOR COLLECTORS



Bottom plate, ABS

Solid bottom plates are available for all types of collectors, as well as universal collector models WU175, WU275, WU375 and WU475. The plates have a light gray finish and are made of anti static ABS.

The plates are removable and thus easy to be cleaned. (see page 60-62)



Stainless steel bottom plate

Designed for special hygienic applications. E.g. Operation Rooms and Critical Care Units.

Fits to below mentioned collectors:


| COLLECTOR | ORDER CODE |
|--------------|------------|
| 165er Series | BP 165 |
| 195er Series | BP 195 |
| 265er Series | BP 265 |
| 295er Series | BP 295 |



Lid damping mechanism

The lid damping mechanism can be integrated in the foot pedal mechanism. Due to the damping mechanism the hinged Hammerlit lid DT 8 is slowly and silently closing.

Retrofitting is only possible for Hammerlit collectors produced and starting from the year 2000.



Foot pedal mechanism **LT**,
Donut bumper **SP32**

This quiet pedal mechanism has undertaken millions of rigorous test cycles. Passing these tests without the slightest abrasion.

SP31 = 65er Series
SP32 = 95er Series

The lid is opened by simply pressing the foot pedal. Every pedal is equipped with a rubber stopper to prevent the collector from sliding away, noise, and damage.



Pedal linkage

The WU DT-VBV pedal connection was developed for simultaneous operation of lids situated one behind the other for KSU 273/473, W 494, W 464 and WU 473.

| MODEL | ORDER CODE |
|---------------|------------|
| Pedal linkage | WU DT-VBV |



MODEL
Holder for HM 1, 2

Holder for disinfection dispenser HM 1, 2 with optional drip bin on W165, W265, W365, W465

ORDER CODE
HMZ-G1



Stainless steel hook

Stainless steel hooks for laundry nets and refuse sacks. (included with the 95 collector series)

LINEN WARD CARTS WITH CLOSED CABINET



+ Bottom frame: improved hygienic carriage



+ Bond ABS edge strips



+ Caster position: positioned at corners



+ Corner bumpers: donut bumpers at corners to protect cart and interior

! EWPU are supplied as standard with HPL-coated worktops (Mixline quality)

// TECHNICAL DESCRIPTION

- + **Frame construction** Stainless steel tube Ø 22 mm, seamless welded
- + **Shelves** Melamine coating
- + **Decor** Gray (U112PE)
- + **Working surface** Additionally made of High Pressure Laminate (HPL)
- + **Thickness** 19 mm, PU bond edge strips, 2 mm plastic sealed edges, Quality E1
- + **Casters** 4 swivel casters, 2 with double brake, Ø 125 mm, wheels with threadguards
- + **Tread** Thermoplastic rubber profile, non-marking, ball bearing
- + **Caster housing** Polyamide



The pedal mechanism for operating two lids at the same time is standard equipment on the tiered cart models EWPU 404LT/LTD and 424LT/LTD.

! Other color combinations (available at extra charge) see page 13.

Specification Series: EWPU 36, EWPU 40, EWPU 41 and EWPU 41AG

| SERIES | WIDTH mm | HEIGHT mm | NO. OF GRIP RINGS | DEPTH mm | NO. OF GRIP RINGS | DEPTH mm | NO. OF GRIP RINGS | DEPTH mm | NO. OF GRIP RINGS | DEPTH mm |
|------------------------|-------------|--------------|-------------------------|-------------|-------------------------|-------------|-------------------------|-------------|-------------------------|-------------|
| EWPU 40 | 678 | 1093* | 0 | 618 | 2 | 1068 | 3 | 1360 | 4 | 1528 |
| EWPU 41/ EWPU 41 AG | 678 | 1280* | 0 | 618 | 2 | 1068 | 3 | 1360 | 4 | 1528 |
| EWPU 36 | 528 | 1060 | 0 | 705 | 1 | 1020 | 2 | 1356 | 3 | 1690 |

| SERIES | HEIGHT WORKING SURFACE mm | SHELVES | DIMENSION OF FRESH LINEN COMP. WIDTH mm DEPTH mm | | SHELF HEIGHT FROM TOP TO BOTTOM mm mm mm | | | AVAILABLE COLORS (AT EXTRA CHARGE) |
|------------------------|---------------------------------|---------|---|-----|--|-----------|-----------|---------------------------------------|
| EWPU 40 | 910* | 3 | 510 | 498 | 192 | 236 | 237 | see page 13 |
| EWPU 41/ EWPU 41 AG | 1099* | 3 | 510 | 498 | 192 (234) | 297 (234) | 363 (248) | see page 13 |
| EWPU 36 | 876 | 2 | 364 | 580 | 316 | 316 | - | light gray |

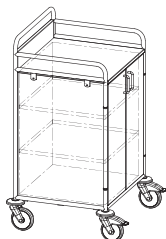
*When 2, 3 or 4 grip rings + 15 mm

OVERVIEW LINEN WARD CARTS WITH CLOSED CABINET

SERIES EWPU 40

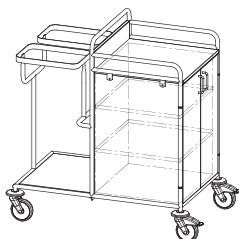
Linen ward carts with low fresh linen cabinet

without grip rings



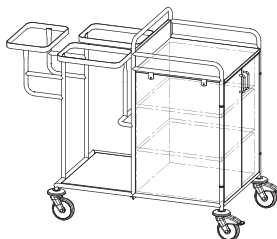
EWPU 400

with 2 grip rings



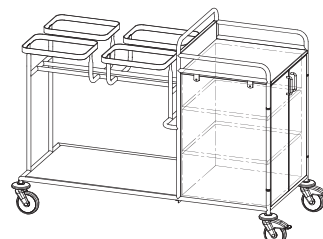
EWPU 402, L, LT, LTD

with 3 grip rings



EWPU 403, L

with 4 grip rings

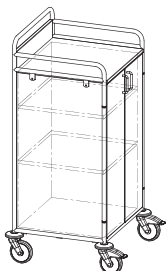


EWPU 404, L, LT, LTD

SERIES EWPU 41

Linen ward carts with tall fresh linen cabinet

without grip rings



EWPU 410

with 2 grip rings



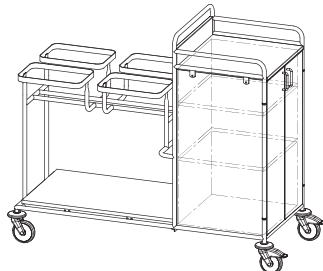
EWPU 412, L, LT, LTD

with 3 grip rings



EWPU 413, L

with 4 grip rings

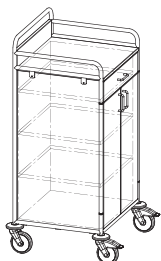


EWPU 414, L, LT, LTD

SERIES EWPU 41AG

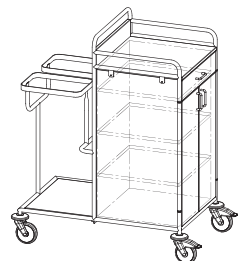
Linen ward carts with drawer and fresh linen cabinet

without grip rings



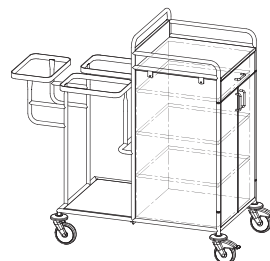
EWPU 410AG

with 2 grip rings



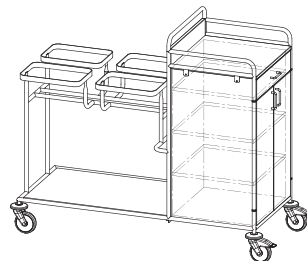
EWPU 412AG, L, LT, LTD

with 3 grip rings



EWPU 413AG, L

with 4 grip rings



EWPU 414AG, L, LT, LTD

SERIES EWPU 36

Slim design, most suitable for narrow corridors and rooms

without grip rings



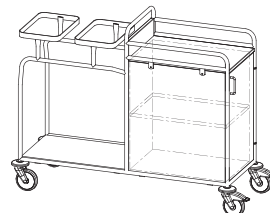
EWPU 360

with 1 grip ring



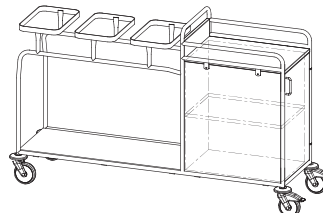
EWPU 361, L, LT, LTD

with 2 grip rings



EWPU 362, L, LT, LTD

with 3 grip rings



EWPU 363, L, LT, LTD

// INFORMATION

Lids with integrated hook D6 are available for linen ward carts with grip rings HR2000. Lids with integrated hinge DT 8 are available for linen ward carts with hinge bracket. Please add ...L to the item code. For linen carts with pedal mechanism, please add ...LT to the item code. In addition to pedal mechanism design, lid damping is available. Please add ...LTD to the item code. Matching hinged lids DT 8. For a general description and technical information see page 65, for lids see page 74.

CUSTOMIZED WARD CARTS



EWPU 410 AG-S20

- Working height: approx. 1099 mm
- Dimensions (W x D x H): approx. 618 x 678 x 1280 mm
- Decor: Emerald, U155PE

Cabinet design from top to bottom

- + 1 drawer, height approx. 126 mm
- + 1 closed compartment with 3 shelves (height approx. 234 mm each) and 2 leaved doors*



EWPU 400 F-K00

- Working height: approx. 910 mm
- Dimensions (W x D x H): approx. 618 x 678 x 1093 mm
- Decor: Coral Red, U148PE

Cabinet design from top to bottom

- + 1 drawer, height approx. 126 mm
- + 1 closed compartment with 2 shelves (height approx. 234 mm and 312 mm) and 2 leaved doors*



EWPU 410 H-C20

- Working height: approx. 1099 mm
- Dimensions (W x D x H): approx. 618 x 678 x 1280 mm
- Decor: Capri Blue, U121PE

Cabinet design from top to bottom

- + 1 drawer, height approx. 126 mm
- + 1 drawer, height approx. 189 mm
- + 1 closed compartment with 2 shelves (height approx. 234 mm and 300 mm) and 2 leaved doors*

„Linen ward carts Series EWPU 40 and EWPU 41 can be customized to meet your individual needs.“



EWPU 400 AO-M40

- Working height: approx. 900 mm
- Dimensions (W x D x H): approx. 618 x 678 x 1093 mm
- Decor: Mint, U126PE

Cabinet design from top to bottom

- + 1 closed compartment with 4 shelves (height approx. 161 mm each) and 2 leaved doors*



EWPU 400 W-M10

- Working height: approx. 900 mm
- Dimensions (W x D x H): approx. 618 x 678 x 1093 mm
- Decor: Maize, U504PE

Cabinet design from top to bottom

- + 1 drawer, height approx. 63 mm
- + 2 drawers, height approx. 126 mm
- + 2 drawers, height approx. 189 mm*

- ! Linen ward carts are also available in **Topline** execution, made of High Pressure Laminate (HPL) coated plate with 2 mm ABS edge strip. Topline offers significantly **lower weight**.

// INFORMATION

Optional doors and drawers can be fitted with locks.

- ! Other color combinations (available at extra charge) see page 13.

General description and technical information for Series EWPU 40 und EWPU 41 (see page 65). Linen Ward Carts of Series EWPU 40 and EWPU 41 are available with attached grip rings (see page 65) or with Linkable Ward Carts (see page 68) and Linkable Linen Hampers (see page 72).

*Accessories for Ward Carts you will find on page 71.

LINKABLE WARD CARTS

Tiered cart and laundry collector are available in versions able to be coupled together. Coupling is effected by using a foot-pedal, accessible from either side and without lifting the units. (design patent DGM 20 2006 018369.8) These units can of course also be used on their own, and to preserve hygiene they can be stored separately in the clean and unclean areas.

Tiered carts without clamping rings (models EWPU 400, EWPU 410, EWPU 410AG and EWPU 380) can be fitted with EWPUK 18 coupling equipment. This stainless steel device is fitted to the bottom at the rear of the cart and consists of a robust foot pedal and a hook mechanism.

! You will find matching coupling collectors on page 72. To retrofit earlier collectors, you will find coupler bars on page 64.

// PICTURED ACCESSORIES

+ Laundry bags at the ward cart



+ Linking mechanism EWPUK 18

LINKING: PRESS DOWN ON PEDAL BRING CARTS TOGETHER ... AND RELEASE PEDAL.



DISCONNECTION: PRESS DOWN ON PEDAL SEPARATE CARTS ... AND RELEASE PEDAL.



+ Pedal



LINEN WARD CARTS, OPEN



EWPU 382LT, DT 83+82



+ Foot pedals for hands free adjustment of lids



+ Fresh linen shelves



+ Laundry transport bag Wickelsack®

// TECHNICAL DESCRIPTION

- + **Frame construction** Stainless steel tube Ø 22 mm, seamless welded
- + **Shelves** Melamine coating
- + **Decor** Gray (U112PE)
- + **Working surface** Additionally made of High Pressure Laminate (HPL)
- + **Thickness** 19 mm, PU bond edge strips, 2 mm plastic sealed edges
- + **Casters** 4 swivel casters, 2 with double brake, Ø 125 mm, wheels with threadguards
- + **Tread** Thermoplastic rubber profile, non-marking, ball bearing
- + **Caster housing** Polyamide

„All EWPU carts with 2 and 4 grip rings can be equipped with an add-on waste collector Clappy.“



+ Add-on Clappy EWPU 72-Linen Ward Cart



+ Foot pedals for hands free operation EWPU T6 Clappy

// INFORMATION

Even with this combination, it is possible to open lids of the laundry collectors by foot pedals, which are mounted sidewise, to provide a hygienic way to open the lids.

Specification Series: EWPU 38, EWPU 37 and EWPU 39

| SERIES | DEPTH mm | HEIGHT mm | NO. OF GRIP RINGS | WIDTH mm | NO. OF GRIP RINGS | WIDTH mm | NO. OF GRIP RINGS | WIDTH mm | NO. OF GRIP RINGS | WIDTH mm |
|---------|----------|-----------|-------------------|----------|-------------------|----------|-------------------|----------|-------------------|----------|
| EWPU 38 | 678 | 1043* | 0 | 578 | 2 | 1028 | 3 | 1320 | 4 | 1488 |
| EWPU 37 | 528 | 1043 | 0 | 705 | 1 | 1020 | 2 | 1345 | 3 | 1680 |
| EWPU 39 | 678 | 1058 | | 1028 | | | | | | |

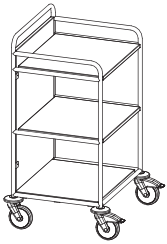
| SERIES | HEIGHT WORKING SURFACE mm | SHELVES | SIZE OF SHELVES WIDTH mm | DEPTH mm | SHELF SPACING mm |
|---------|---------------------------|-----------|--------------------------|----------|------------------|
| EWPU 38 | 877* | 2 | 552 | 468 | 323 |
| EWPU 37 | 878 | 2 | 388 | 580 | 323 |
| EWPU 39 | 892 | 2 + 1 (2) | 552 | 468 | 323 |

*When 2, 3 or 4 grip rings + 15 mm

PRODUCT OVERVIEW OPEN LINEN WARD CART

SERIES EWPU 38 Linen ward carts with large open fresh linen compartments

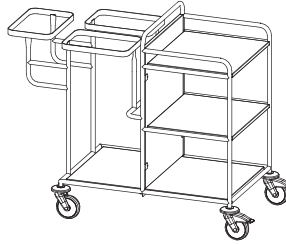
without grip rings



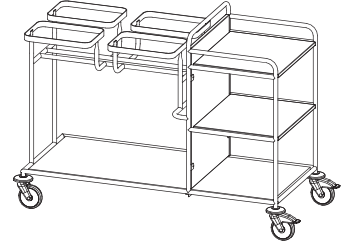
with 2 grip rings



with 3 grip rings



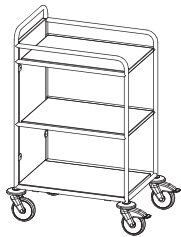
with 4 grip rings



| EWPU 380 | EWPU 382 | EWPU 383 | EWPU 384 |
|--|--------------|------------|--------------|
| For lids with integrated hook D 6 | EWPU 382 | EWPU 383 | EWPU 384 |
| For lids DT 8, EWPU with integrated hinge | EWPU 382 L | EWPU 383 L | EWPU 384 L |
| For lids DT 8, EWPU with pedal mechanism | EWPU 382 LT | - | EWPU 384 LT |
| For lids DT 8, EWPU with pedal mechanism and lid damping | EWPU 382 LTD | - | EWPU 384 LTD |

SERIES EWPU 37 Slim design, most suitable for narrow corridors and rooms

without grip rings



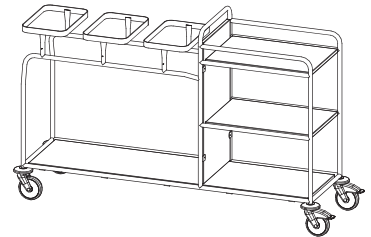
with 1 grip ring



with 2 grip rings



with 3 grip rings



| EWPU 370 | EWPU 371 | EWPU 372 | EWPU 373 |
|---|---------------------|---------------------|---------------------|
| For lids with integrated hook D 6 | EWPU 371 | EWPU 372 | EWPU 373 |
| For lids DT 8, EWPU with integrated hinge | EWPU 371 L, LT, LTD | EWPU 372 L, LT, LTD | EWPU 373 L, LT, LTD |

SERIES EWPU 39 Linen ward carts with large open fresh linen compartments and utility bin(s)

with 1 utility bin



with 1 utility bin and add. shelf



with 2 utility bins




| EWPU 390 | EWPU 390-01 | EWPU 390-02 |
|----------|-------------|-------------|
|----------|-------------|-------------|

// INFORMATION


Dimension of the utility bin (PW40) approx. 600 x 400 x 100 mm

For a general description and technical information see page 69, for lids see page 74.

ACCESSORIES FOR LINEN WARD CARTS



UTS2B200



UTS3B200

DIVIDERS FOR DRAWERS

Dividers allow flexible separation. Lengthwise dividers are made of aluminum, crosswise dividers are made of robust transparent plastics.

| DIVIDERS FOR | | HEIGHT mm | LENGTHWISE DIVIDER | CROSSWISE DIVIDER | BAYS | ORDER CODE |
|--------------|------|-----------|--------------------|-------------------|------|------------|
| Drawer | 2 HE | 57 | 2 | 6 | 9 | UTS2B200 |
| EWPU 400/410 | 3 HE | 100 | 2 | 6 | 9 | UTS3B200 |



Vertically mounted glove dispenser, **stainless steel**
Dim. max. 250 x 130 x 90 mm

HSP R2S250-E
(vertically)

| ORDER CODE VERTICALLY | ORDER CODE HORIZONTALLY |
|-----------------------|-------------------------|
| HSP R1S250-E*1 | HSP R1W250-E*1 |
| HSP R2S250-E*2 | HSP R2W250-E*2 |
| HSP R3S250-E*3 | HSP R3W250-E*3 |
| HSP R4S250-E*4 | HSP R4W250-E*4 |



Vertically mounted glove dispenser **transparent**, made from PETG
Dim. max. 250 x 130 x 90 mm

HSP R2S250-T
(vertically)

| ORDER CODE VERTICALLY | ORDER CODE HORIZONTALLY |
|-----------------------|-------------------------|
| HSP R1S250-T*1 | HSP R1W250-T*1 |
| HSP R2S250-T*2 | HSP R2W250-T*2 |
| HSP R3S250-T*3 | HSP R3W250-T*3 |
| - | HSP R4W250-T*4 |



Waste bin (light gray) and holder assembly

EWZ A147DL

| LITER | ORDER CODE |
|---------------|------------|
| 9 l | EWZ A97 |
| 9 l with lid | EWZ A97DL |
| 14 l | EWZ A147 |
| 14 l with lid | EWZ A147DL |



Dual waste bin (light gray) and holder assembly

EWZ 2A97

| LITER | ORDER CODE |
|--------------------|-------------------------|
| 2 x 9 l | EWZ 2A97 |
| 2 x 9 l with lids | EWZ 2A97DL |
| 2 x 14 l | EWZ 2A147 (crosswise) |
| 2 x 14 l with lids | EWZ 2A147DL (crosswise) |

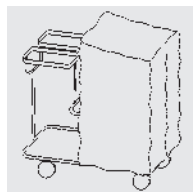


Fold down working shelf

Surface dimensions: approx. 355 x 360 mm (W x D)

EWZ 12


| MODEL | ORDER CODE |
|---------------|------------|
| Working shelf | EWZ 12 |



Textile covers

ADH/S192

| MODEL | ORDER CODE |
|----------------------------|------------|
| Complete linen compartment | ADH/S192 |
| Only working surface | EWZHB 01 |



Cover for ward carts EW/EWPU 4## (only for retrofitting purposes)

| MODEL | ORDER CODE |
|-----------------------|------------|
| ABS-cover | EWZ ABS4 |
| Stainless steel-cover | EWZ AP4ED |



HM 1



HM 1T

Disinfectant dispenser halimed (see page 53)

| MODEL | ORDER CODE |
|------------------------|------------|
| With digital counter | HM 1 |
| With sensor technology | HM 1T |



PW21



PW40

Utility bin, ABS material

| WIDTH mm | DEPTH mm | HEIGHT mm | ORDER CODE |
|----------|----------|-----------|------------|
| 300 | 400 | 100 | PW21 |
| 600 | 400 | 100 | PW40 |

*1 single holder, *2 double holder, *3 triple holder, *4 quadruple holder / More accessories see pages 31 ff.

LINKABLE LINEN HAMPERS



KW 165LT, DT 82







KW 264LT, DT 82+83



KSW 3LT, DT 80+82+83



KW 464LT, DT 80+82+83+81

| NO. OF GRIP RINGS | 1  | 2  | 3  | 4  | LIDS (SEE PAGE 74) |
|----------------------|---|---|---|---|--------------------|
| Base model | KW 165 | KW 264 | KSW 3 | KW 464 | D 60 - D 68 |
| Hinged model | KW 165L | KW 264L | KSW 3L | KW 464L | DT 80 - DT 88 |
| With pedal mechanism | KW 165LT | KW 264LT | KSW 3LT | KW 464LT | DT 80 - DT 88 |
| With lid damping | KW 165LTD | KW 264LTD | KSW 3LTD | KW 464LTD | DT 80 - DT 88 |
| Width, mm | 520 | 660 | 835 | 1000 | |
| Depth, mm | 570* | 560* | 670 | 605** | |
| Height, mm | 950 | 950 | 950 | 950 | |
| Weight, kg | 7 | 9.5 | 13 | 14.5 | |

*Models equipped with a pedal mechanism have an additional depth of 15 mm. **Models equipped with hinged lids have an additional depth of 45 mm.

! As an option the Linkable Linen Hampers can be equipped with donut bumpers!







KMS 73



KSU 273LT, DT 80+82



KWU 373LT, DT 84+81+83

| NO. OF GRIP RINGS | 0 | 1  | 2  | 3  | 4  | LIDS (SEE PAGE 74) |
|----------------------|--------|---|---|---|---|--------------------|
| Base model | KMS 73 | KSU 175 | KSU 273 | KWU 373 | KWU 473 | D 60 - D 68 |
| Hinged model | | KSU 175L | KSU 273L | KWU 373L | KWU 473L | DT 80 - DT 88 |
| With pedal mechanism | | KSU 175LT | KSU 273LT | KWU 373LT | KWU 473LT | DT 80 - DT 88 |
| With lid damping | | KSU 175LTD | KSU 273LTD | KWU 373LTD | KWU 473LTD | DT 80 - DT 88 |
| Width, mm | 540 | 960 | 960 | 1365 | 1475 | |
| Depth, mm | 610 | 555 | 585 | 605 | 610 | |
| Height, mm | 975 | 975 | 975 | 975 | 975 | |
| Weight, kg | 9 | 13.5 | 16.5 | 18 | 20.5 | |

GRIP RING HR 2000

The Hammerlit grip ring HR 2000 makes it possible to securely mount a wide variety of bag types, from the Wickelsack® to polyester material bags.

! All Hammerlit collectors starting from the year 1970 can be retrofitted with the HR 2000.



1 Fold lip of the grip ring down.



2 Position the bag over the ring.



3 Fold the lip of the grip ring upwards ...



4 ... thereby securing the bag.



5 Folded in the grip ring, the bag is now securely in place.



6 To remove the bag, simply pull down at the edge of the bag. This will bring the lip of the grip ring downwards to release the bag.

HAMMERLIT LIDS WITH POLYMER HINGES



+ Ergonomic handling



+ Lid secures



POLYMER LID WITH INTEGRATED HINGE PART DT 8

// SPECIAL FEATURES

- + Ergonomic handling
- + High stability
- + Noise-reduced
- + Lid secures against breaking-off
- + Lid can be mounted and de-mounted without tools
- + Pedal mechanism can be retro-fitted
- + Lower hinge bracket mounted on vertical tube
- + Easy to clean, eliminating from parts where dirt can accumulate
- + Lower hinge bracket protects wall from possible damage. Bracket is attached to a welded part of the frame, to prevent from slipping out of position



LID WITH INTEGRATED HINGE DT 8
Modern design available in 8 colors



LID HINGE PART
Lower hinge bracket successfully tested in more than 1.000.000 cycles



SEPARATE LID WITH INTEGRATED HOOK D 6

// SPECIAL FEATURES

- + Lid without integrated hinge part
- + Integrated hook of the lid, enables hanging on the grip ring, when open
- + Material: shock-proof, anti-static plastic (ABS)

| MODEL | ORDER CODE | | | | | | | |
|---|------------|-------|-------|-------|--------|-------|-------|-------|
| | WHITE | GREEN | BLUE | RED | YELLOW | BROWN | GRAY | BLACK |
| Lid with integrated hinge (465 x 295 mm) | DT 80 | DT 81 | DT 82 | DT 83 | DT 84 | DT 85 | DT 87 | DT 88 |
| Lid with integrated retaining hook (430 x 320 mm) | D 60 | D 61 | D 62 | D 63 | D 64 | D 65 | D 67 | D 68 |

UTILITY CARTS, STAINLESS STEEL

Frame handles and shelves are made of **stainless steel**. Noise absorbing shelves due to inner lining. All carts have non-marking polymer swivel casters (two with brake) with a polyamid core.
Maximum weight capacity per shelf 40 kg. Total weight capacity per cart 120 kg.



MW 26



MW 36

| WIDTH | DEPTH | HEIGHT | NUMBER OF SHELVES | HEIGHT OF UPPER SHELF | HEIGHT OF LOWER SHELF | SHELF SPACING | SIZE OF SHELVES | CASTERS Ø | WEIGHT | ORDER CODE |
|-------|-------|--------|-------------------|-----------------------|-----------------------|---------------|-----------------|-----------|--------|------------|
| mm | mm | mm | | mm | mm | mm | mm | mm | kg | |
| 900 | 600 | 950 | 2 | 850 | 230 | 585 | 800x500 | 125 | 17 | MW 26 |
| 900 | 600 | 950 | 3 | 850 | 230 | 275 | 800x500 | 125 | 21 | MW 36 |
| 900 | 600 | 1290 | 4 | 1160 | 230 | 285 | 800x500 | 125 | 26 | MW 46 |



MW 28 L

- **Heavy duty version** with all around frame construction
- 4 swivel casters, 2 with double brake, Ø 125 mm
- **Caster housing** Polyamide
- Thermoplastic rubber profile
- **Maximum weight capacity per shelf 80 kg**, total weight capacity per cart 160 kg resp. 200 kg

„All MW-carts are equipped with soft rolling casters“

| WIDTH | DEPTH | HEIGHT | NUMBER OF SHELVES | HEIGHT OF UPPER SHELF | HEIGHT OF LOWER SHELF | SHELF SPACING | SIZE OF SHELVES | CASTERS Ø | WEIGHT | ORDER CODE |
|-------|-------|--------|-------------------|-----------------------|-----------------------|---------------|-----------------|-----------|--------|------------|
| mm | mm | mm | | mm | mm | mm | mm | mm | kg | |
| 1100 | 700 | 1000 | 2 | 916 | 296 | 585 | 1000x600 | 125 | 23 | MW 28 L |
| 1100 | 700 | 1000 | 3 | 916 | 296 | 275 | 1000x600 | 125 | 28 | MW 38 L |

MYCARTS – MULTI PURPOSE CARTS



MC 2636-3/USUM



MC 2030-3/USUM

! The shelf in the middle can be adjusted in steps of 25 mm!

- **User-Friendly**
Ergonomic push handle with additional legroom.
To push the cart easier without hitting shins and feet off the cart
- **Easy to clean**
Smooth polymer shelf surfaces with rounded edges to resist from staining and easy cleaning
- **Solid construction**
Shock resistant shelves to withstand daily use
- **Modern design**
To be used for different applications
- **Casters**
4 swivel casters, Ø 100 mm or 125 mm, thermoplast tread, non-marking, caster housing from zinc-chromated steel



+ myCart – Efficient and useful

// ADDITIONAL INFORMATION

- + Available with 2 or 3 shelves
- + Only available with gray colored shelves
- + Shelf adjustments with 25 mm increments
- + Easy assembly, ships knocked down



+ myCart – Shelves with rounded edges and additional legroom



+ myCart – Easy grip ergonomic push handle including utility tray

! Maximum weight capacity per shelf 30 kg.

| WIDTH | DEPTH | HEIGHT | NO. OF SHELVES | USABLE SHELF SPACE WIDTH | USABLE SHELF SPACE DEPTH | SHELF SPACING | CASTERS Ø | ORDER CODE WITH GRAY SHELVES UNMOUNTED |
|-------|-------|--------|----------------|--------------------------|--------------------------|---------------|-----------|--|
| mm | mm | mm | | mm | mm | mm | mm | |
| 800 | 465 | 900 | 2 | 406 | 685 | 610 | 100 | MC 1627-2/USUM |
| 800 | 465 | 900 | 3 | 406 | 685 | 280 | 100 | MC 1627-3/USUM |
| 875 | 600 | 900 | 2 | 510 | 760 | 610 | 100 | MC 2030-2/USUM |
| 875 | 600 | 900 | 3 | 510 | 760 | 280 | 100 | MC 2030-3/USUM |
| 1025 | 705 | 936 | 2 | 660 | 915 | 610 | 125 | MC 2636-2/USUM |
| 1025 | 705 | 936 | 3 | 660 | 915 | 280 | 125 | MC 2636-3/USUM |

BCD SERIES CARTS



BC 2030-2D/USUM



BC 2030-3D/USUM

The **Deep Ledge Utility Carts** are specially designed with a 70 mm deep shelf to contain product and spills.

Polymer shelves are easy to clean and corrosion proof.

The middle shelf is adjustable in 25 mm increments.

// TECHNICAL DESCRIPTION

- + **Casters** 4 swivel casters, Ø 100 mm
- + **Tread** Thermoplastic rubber profile
- + **Caster housing** Zinc-chromated steel



+ High backplash difficult falling objects

! Height of upper shelf: 955 mm

Each shelf has a weight capacity of 30 kg, max. 90 kg per cart.

| WIDTH | DEPTH | HEIGHT | NO. OF SHELVES | USABLE SHELF SPACE | | ORDER CODE UNMOUNTED |
|-------|-------|--------|----------------|--------------------|-------|----------------------|
| | | | | WIDTH | DEPTH | |
| mm | mm | mm | | mm | mm | |
| 840 | 540 | 1035 | 2 | 480 | 730 | BC 2030-2D/USUM |
| 840 | 540 | 1035 | 3 | 480 | 730 | BC 2030-3D/USUM |
| 995 | 690 | 1035 | 2 | 625 | 885 | BC 2636-2D/USUM |
| 995 | 690 | 1035 | 3 | 625 | 885 | BC 2636-3D/USUM |

UTILITY CARTS

These utility carts are of a solid welded, stainless steel, tube frame design. The 600 x 400 mm shelf size is made to accommodate standardized utility bins. The solid shelf inlays can be easily removed for cleaning. **Maximum weight capacity per shelf 80 kg. Total weight capacity per cart 200 kg.**

// TECHNICAL DESCRIPTION

- + **Casters** 4 casters, 2 with double brake, Ø 125 mm, rollers with wall protector discs
- + **Tread** Thermoplastic rubber profile, non-marking, ball bearing
- + **Caster housing** Polyamide



MW 862K



MW 863K

| WIDTH | DEPTH | HEIGHT | HEIGHT OF UPPER SHELF | HEIGHT OF LOWER SHELF | SHELF SPACING | SIZE OF SHELVES | CASTERS Ø | WEIGHT | ORDER CODE |
|-------|-------|--------|-----------------------|-----------------------|---------------|-----------------|-----------|--------|------------|
| mm | mm | mm | mm | mm | mm | mm | mm | kg | |
| 727 | 527 | 965 | 845 | 200 | 610 | 600 x 400 | 125 | 15 | MW 642K |
| 727 | 527 | 965 | 845 | 200 | 300 | 600 x 400 | 125 | 20 | MW 643K |
| 927 | 727 | 965 | 845 | 200 | 610 | 800 x 600 | 125 | 25 | MW 862K |
| 927 | 727 | 965 | 845 | 200 | 300 | 800 x 600 | 125 | 30 | MW 863K |

MAX I™ UTILITY CARTS



Max i™ Utility Carts

// TECHNICAL DESCRIPTION

- + 3 shelves
- + **Stainless steel handle**
- + **Casters** 4 swivel casters, 2 with double brake, Ø 125 mm
- + **Tread** Thermoplastic rubber profile, non-marking
- + **Caster housing** Polyamide

! Mats with integrated antibacterial agent!
All models are also available with 2 shelves!

| WIDTH mm | DEPTH 457 mm | | DEPTH 610 mm | | HEIGHT mm |
|-------------|--------------|---------------|--------------|---------------|--------------|
| | GRID SHELVES | SOLID SHELVES | GRID SHELVES | SOLID SHELVES | |
| 610 | MXFE1824G3 | MXFE1824F3 | MXFE2424G3 | MXFE2424F3 | 980 |
| 762 | MXFE1830G3 | MXFE1830F3 | MXFE2430G3 | MXFE2430F3 | 980 |
| 914 | MXFE1836G3 | MXFE1836F3 | MXFE2436G3 | MXFE2436F3 | 980 |
| 1067 | MXFE1842G3 | MXFE1842F3 | MXFE2442G3 | MXFE2442F3 | 980 |
| 1219 | MXFE1848G3 | MXFE1848F3 | MXFE2448G3 | MXFE2448F3 | 980 |

MOBILE LAUNDRY TUB, STAINLESS STEEL



HL-KW1

! Delivery includes tub



HL-KW2

// TECHNICAL DESCRIPTION

- + **Frame construction** Stainless steel tube
- + **Casters** 4 swivel casters, Ø 75 mm
- + **Top edge height of tub inside frame** 845 mm

// TECHNICAL DESCRIPTION

- + **Frame construction** Stainless steel tube
- + **Push handle**
- + **Casters** 4 swivel casters, Ø 75 mm
- + **Top edge height of tub inside frame** 440 mm

| MODEL | WIDTH mm | DEPTH mm | HEIGHT mm | ORDER CODE | WIDTH mm | TUB DEPTH mm | HEIGHT mm | ORDER CODE |
|-------------------------------------|-------------|-------------|--------------|------------|-------------|--------------------|--------------|------------|
| Mobile Laundry Tub | 730 | 500 | 840 | HL-KW1 | 750 | 500 | 315 | KW1 W |
| Mobile Laundry Tub with push handle | 900 | 500 | 900 | HL-KW2 | 750 | 500 | 315 | KW1 W |

MANGLE STANDS, STAINLESS STEEL

The frame of the **mangle stand** is made of stainless steel. The surface of the horizontal tube is covered with rubber to ensure good positioning of laundry and to avoid sliding off.



HL-MB1

// TECHNICAL DESCRIPTION

- + **Casters** 4 swivel casters, 2 with double brake, Ø 75 mm, with precision ball bearing
- + **Tread** Gray rubber profile
- + **Caster housing** Zinc-chromated

| WIDTH mm | DEPTH mm | HEIGHT mm | ORDER CODE |
|-------------|-------------|--------------|------------|
| 1000 | 500 | 1100 | HL-MB1 |
| 1200 | 600 | 1210 | HL-MB2 |
| 1400 | 600 | 1410 | HL-MB3 |

UTILITY TABLES, STAINLESS STEEL



The frame of these **utility tables** is made of a solid welded stainless steel tube frame construction. The table surface is made of a heat-resistant laminate, which is also resistant to disinfectants and cleansers.

- 4 swivel casters, 2 with double brake, Ø 75 mm
- With precision ball bearing
- Gray rubber profile
- Caster housing Zinc-chromated

! On demand additional shelf underneath the table surface!

| WIDTH mm | DEPTH mm | HEIGHT mm | ORDER CODE | ORDER CODE HEIGHT ADJUSTABLE | ORDER CODE STAINLESS STEEL SURFACE |
|-------------|-------------|--------------|------------|---------------------------------|---------------------------------------|
| 1580 | 660 | 850 | HL-MTR 1F | HL-HTR 1F | HL-MTRE 1F |
| 2080 | 660 | 850 | HL-MTR 2F | HL-HTR 2F | HL-MTRE 2F |
| 2580 | 660 | 850 | HL-MTR 3F | HL-HTR 3F | HL-MTRE 3F |

Height adjustable models can be adjusted from 850 to 1050 mm in steps of 50 mm.



GARMENT RACKS, STAINLESS STEEL

This high quality **garment rack** is ideal for transporting and storing clothes on hangers. Alternative garment racks see page 182.

- 4 swivel casters, 2 with brake
- Gray rubber profile
- Caster housing Zinc-chromated

| WIDTH mm | DEPTH mm | HEIGHT mm | WEIGHT kg | Casters Ø mm | ORDER CODE |
|-------------|-------------|--------------|--------------|-----------------|---------------|
| 1550 | 595 | 1640 | 15 | 75 | KE 1516 |
| 1550 | 595 | 1690 | 15 | 125 | KE 1517 |



EKI16



EKI17

| MODEL | ORDER CODE |
|-------------------------------|------------|
| Label holder for garment rack | EKI16 |
| Divider for garment rack | EKI17 |

MOBILE CONTAINERS, ALUMINUM ANODIZED



TBA 10 E

MOBILE CONTAINERS WITH ALL AROUND CREAMING

These containers can be used for transporting linen, as well as any other bulk goods. The high stability is a result of its all around creasing.

// TECHNICAL DESCRIPTION

- + **Material** Aluminum anodized
- + **Casters** 2 fixed and 2 swivel casters
- + **Tread** Gray rubber profile
- + **Caster housing** Zinc-chomated

// ACCESSORIES

- + Lid TBA Z10

| ACCESSORIES | MATCHING FOR | ORDER CODE |
|------------------------------|---------------------------------|-------------------|
| Push handle, stainless steel | TBA 10/11/12 E | TBAZ 10/11/12 SB |
| Extended push handle | TBA 10/11/12 E, stainless steel | TBAZ 10/11/12 SBV |

| INTERIOR DIMENSIONS | | | EXTERIOR DIMENSIONS | | | CASTER CONFIGURATION | CASTERS Ø mm | WEIGHT kg | ORDER CODE ANODIZED |
|---------------------|----------|-----------|---------------------|----------|-----------|----------------------|--------------|-----------|---------------------|
| WIDTH mm | DEPTH mm | HEIGHT mm | WIDTH mm | DEPTH mm | HEIGHT mm | | | | |
| 700 | 560 | 560 | 720 | 580 | 715 | 2 + 2 | 100 | 14.5 | TBA 10 E |
| 950 | 550 | 600 | 970 | 570 | 755 | 2 + 2 | 100 | 16 | TBA 11 E |
| 1300 | 700 | 610 | 1330 | 730 | 800 | 2 + 2 | 125 | 28 | TBA 12 E |

EXTRA LARGE MOBILE CONTAINER, ALUMINUM ANODIZED



TBA 15 E

EXTRA LARGE MOBILE CONTAINERS WITH ALL AROUND CREAMING

A section of 250 mm depth has been cut out of one of the length sides of this aluminum container.

// TECHNICAL DESCRIPTION

- + **Material** Aluminum anodized
- + **Casters** 2 fixed and 2 swivel casters
- + **Tread** Gray rubber profile
- + **Caster housing** Zinc-chomated

| ACCESSORIES | MATCHING FOR | ORDER CODE |
|------------------------------|---------------------------|-------------|
| Push handle, stainless steel | TBA 15 E | TBAZ 15 SB |
| Extended push handle | TBA 15 E, stainless steel | TBAZ 15 SBV |

| INTERIOR DIMENSIONS | | | EXTERIOR DIMENSIONS | | | CASTER CONFIGURATION | CASTERS Ø mm | WEIGHT kg | ORDER CODE ANODIZED |
|---------------------|----------|-----------|---------------------|----------|-----------|----------------------|--------------|-----------|---------------------|
| WIDTH mm | DEPTH mm | HEIGHT mm | WIDTH mm | DEPTH mm | HEIGHT mm | | | | |
| 1470 | 900 | 665/420 | 1500 | 930 | 850 | 1 - 2 - 1 | 140/125 | 35 | TBA 15 E |

■ Closed Containers see page 134!

CONTAINER WITH LOAD LEVELER, ALUMINUM ANODIZED

These containers support work in the laundry, as the goods being loaded are constantly kept at the highest working level. The base is fitted with spring-suspension and is cast in tub shape. Guided by solid nylon casters at the front, which are seated in sturdy metal brackets.



// TECHNICAL DESCRIPTION

- + Material Aluminum anodized
- + Casters 2 fixed and 2 swivel casters
- + Tread Gray rubber profile
- + Caster housing Zinc-chomated
- + Caster configuration 1- 2 - 1

// ACCESSORIES

- + Lid TBA Z40



Spring-suspension base is cast in tub shape

| INTERIOR DIMENSIONS | | | EXTERIOR DIMENSIONS | | | CASTER CONFIGURATION | CASTERS Ø mm | WEIGHT kg | ORDER CODE ANODIZED |
|---------------------|----------|-----------|---------------------|----------|-----------|----------------------|--------------|-----------|---------------------|
| WIDTH mm | DEPTH mm | HEIGHT mm | WIDTH mm | DEPTH mm | HEIGHT mm | | | | |
| 990 | 590 | 560 | 1080 | 630 | 800 | 1- 2 - 1 | 125 | 34 | TBA 40 E |
| 1390 | 700 | 560 | 1470 | 730 | 800 | 1- 2 - 1 | 125 | 48 | TBA 41 E |

- ! Standard models with spring-suspension have the following loading capacities: TBA 40 = 50 kgs and TBA 41 = 100 kgs. Other spring tensions are available on request.

WATER-TIGHT CONTAINER, ALUMINUM ANODIZED

This container has smooth sides and bottom, which are welded together. It also has a removable base with holes for drainage. The drain in the bottom of the container can be closed by means of a faucet.



// TECHNICAL DESCRIPTION

- + Material Aluminum anodized
- + Casters 2 fixed and 2 swivel casters
- + Tread Gray rubber profile
- + Caster housing Zinc-chomated



Double base with holes for drainage

| ACCESSORIES | MATCHING FOR | ORDER CODE |
|----------------------|---------------------------------|-------------------|
| Extended push handle | TBA 20/40/41 E, stainless steel | TBAZ 20/40/41 SBV |
| Lid | TBA 20 E | TBA Z20 |



With open lid



With closed lid

| INTERIOR DIMENSIONS | | | EXTERIOR DIMENSIONS | | | CASTER CONFIGURATION | CASTERS Ø mm | WEIGHT kg | ORDER CODE ANODIZED |
|---------------------|----------|-----------|---------------------|----------|-----------|----------------------|--------------|-----------|---------------------|
| WIDTH mm | DEPTH mm | HEIGHT mm | WIDTH mm | DEPTH mm | HEIGHT mm | | | | |
| 1000 | 600 | 440 | 1030 | 630 | 730 | 2 + 2 | 200 | 33 | TBA 20 E |

WIRE CONTAINER CARTS

This cart is a combination of transport cart and bulk container. Each cart has 2 folding shelves, which when folded down make the cart ideal for transporting soiled linen and laundry bags. When the shelves are folded up, fresh linen can be transported.

The HC 173 is much more **flexible**. Nearly each conceivable shelf configuration is possible. As this wire container is easy to assemble, it can also be delivered in an economical knocked down version. (Please add UM to the model).



// INFORMATION

All models are equipped with a retractable coat hanger tube!

// TECHNICAL DESCRIPTION

- + White, galvanized
- + 2 shelves
- + **Casters** 2 fixed and 2 swivel casters with double brake, Ø 125 mm
- + **Tread** Polyurethane profile
- + **Caster housing** Zinc-chromated
- + **Load rating** 250 kg

| EXTERIOR DIMENSIONS | | | INTERIOR DIMENSIONS (WITH SHELVES FOLDED DOWN) | | | WIRE SPACING (mm) | | SIDE WALLS | BACK WALL | WEIGHT kg | ORDER CODE |
|---------------------|-------------|--------------|---|-------------|--------------|-------------------|-------------------------|------------|-----------|--------------|------------|
| WIDTH mm | DEPTH mm | HEIGHT mm | WIDTH mm | DEPTH mm | HEIGHT mm | CART FRAME | INTERMEDIATE SHELVES | | | | |
| 810 | 610 | 1660 | 750 | 530 | 1430 | 50 x 50 | 100 x 25 | 50 x 200 | 50 x 200 | 44 | HC 173 |
| 860 | 660 | 1660 | 750 | 530 | 1430 | 50 x 50 | 100 x 25 | 50 x 200 | 50 x 200 | 45 | HC 17304 |

WIRE CONTAINER CARTS WITH HINGED DOORS



HC173+HCZFT

! with a set of hinged doors (galvanized)




HC173+HCZFT+HCZ08

! with interior lining and hinged doors

// TECHNICAL DESCRIPTION

- + White, galvanized
- + 2 shelves
- + **Casters** 2 swivel casters with double brake and 2 fixed casters, Ø 125 mm
- + **Tread** Polyurethane profile
- + **Caster housing** Zinc-chromated
- + **Load rating** 250 kg



HCZ08 Interior lining

ACCESSORIES DESCRIPTION

Cloth cart cover for HC 173

ORDER CODE

HCZ 01

Liner for HC 173

HCZ 08

Rubber strap

CBZ 20

Solid bottom shelf

HCZ 03

Corner bumpers (adds 50 mm to exterior dimension of cart) for retrofitting purposes

HCZ 04 UM

2 doors (galvanized) with simple barring

HCZ FT

Locking unit for doors with hook and chain

HCZ FT VE



HCZ FT VE

COMBICAR TRANSPORT CARTS, STAINLESS STEEL

Undercarriage frames and constructions are made of stainless steel. The solid shelves are washable and can be disinfected. Combicar transport carts come standard with three rubber straps (CBZ 20), with the exception of CB 270.

Three variations of the new Combicar are available:

- Full length boards with wire shelves
- Full length boards with solid shelves
- Split boards with solid shelves

The full length boards can be folded forward or back. Normally the Combicar comes standard with two shelves that can be folded to the rear.



CB 270

2 shelves foldable to the rear



CB 267 R

Split boards with solid shelves



CB 260 R

Full length boards with wire shelves



CB 261 R

Full length boards with solid shelves



- **Casters**
2 fixed and 2 swivel casters with double brake
- **Casters CB 260R / CB 261R / CB 267R**
Polyamide, gray, black elastic tyre tread and precision ball bearing with dustguard
- **Caster housing**
Sheet metal, zinc-chromated



! On demand also available with joint and hitch.

ORDER CODE

KD CB

| WIDTH mm | DEPTH mm | HEIGHT mm | SHELF SIZE | | HEIGHT OF COMPARTMENT mm | WEIGHT kg | CASTER Ø mm | ORDER CODE |
|-------------|-------------|--------------|-------------|-------------|--------------------------------|--------------|-------------------|------------|
| | | | WIDTH mm | DEPTH mm | | | | |
| 1000 | 700 | 1700 | 900 | 570 | 550, 550, 230 | 56 | 200 | CB 260R |
| 1000 | 700 | 1700 | 900 | 570 | 550, 550, 230 | 65 | 200 | CB 261R |
| 1000 | 700 | 1700 | 900 | 570 | 550, 550, 230 | 62 | 200 | CB 267R |
| 800 | 600 | 1800 | 760 | 570 | 560, 560, 420 | 37 | 125 | CB 270 |

TRANSPORT CARTS, STAINLESS STEEL

Our **bulk transport carts** are made for collecting or distributing full laundry bags and other goods. Four **donut bumpers** at each corner prevent damage to doors and walls (TW 2160 / TW 2161 / TW 2163 standard without donut bumpers).



TW 1160



TW 1163



TW 1261

// TECHNICAL DESCRIPTION

- + **Material** Stainless steel, laminated board
- + **Load rating** 400 kg
- + **Casters** 2 fixed and 2 swivel casters, Ø 200 mm, polyamide, gray, black elastic tyre tread and precision ball bearing with dustguard
- + **Caster housing** Sheet metal, zinc-chromated

// ACCESSORIES

- + Joint and hitch **KD TW**
- + 2 fixed and 2 z-stop casters (central stop) **BZ 200ES 49**
- + Rubber straps **CBZ 20**

// INFORMATION

These carts can be delivered with an optional rear panel. The rear panel can also be easily retrofitted to existing carts. Carts are made of an all stainless steel frame construction. The solid bottom shelf is washable and disinfectable.

! In the area of the front wall mountings, deduct both left and right approx. 5 mm from the depth. (approx. dimensions in mm)

| MODEL | WIDTH mm | DEPTH mm | HEIGHT mm | TW 1160/1260/1460/2160 SHELF WITHOUT REAR PANEL/FRONT PANEL mm | TW 1161/1261/1461/2161 SHELF ONLY WITH REAR PANEL mm | TW 1163/1263/1463/2163 SHELF WITH REAR PANEL/FRONT PANEL** mm |
|----------|-------------|-------------|--------------|---|---|--|
| TW 116# | 1025 | 720 | 1085 | 820 x 630 | 820 x 605 | 820 x 585 |
| TW 126# | 1230 | 820 | 1085 | 1020 x 730 | 1020 x 705 | 1020 x 685 |
| TW 146# | 1455 | 925 | 1085 | 1250 x 835 | 1250 x 810 | 1250 x 785 |
| TW 216#* | 1050 | 625 | 1730 | 1000 x 625 | 1000 x 600 | 1000 x 580 |

* at an extra charge available with donut bumpers ** Front panel can be removed without tools

TEXTILES 04.2



SM 12K

LAUNDRY TRANSPORT BAG WICKELSACK®

For over 50 years, the **Wickelsack®** laundry transport bag has ensured efficient and easy **transport of laundry** from the patient bed to the laundry machine.

The bags are **guaranteed for 1000 washes**, which makes them a cost-efficient and **environmentally friendly** solution for laundry transport.



GSM 12ZK BLUE

CLOSED LAUNDRY BAG, WHITE

Closed laundry bags (12 or 15 kg) are delivered with cord and bottom hanger. Other clasps on request, special marking possible.

GSM 12 ZK
(W x H) approx. 620 mm x 1000 mm
GSM 15 ZK Ø approx. 395 mm
Height approx. 1000 mm



GSFM 6ZK BLUE

CLOSED LAUNDRY BAG, COLORED

This bag equipped with a cord and hanger and a capacity of 6 kg is made to collect personal laundry.

Size: 500 x 700 mm;
Material: 100% polyester.
Customized marking available on request.

■ WICKELSACK® is a registered trademark of Hammerlit GmbH!

// MATERIALS




white with stripes




plain colored with stripes



white with double stripes



plain colored with double stripes



white with vertical stripes

// DETAILS



LAUNDRY TRANSPORT SACKS WITH CORD LOCK

The **Wickelsack®** laundry transport sacks of fabric quality 100 % polyester (SM, SFM, ASM) are manufactured with 2 sewn on cord locks in red plastic.



LAUNDRY TRANSPORT BAGS WICKELSACK® WITH WOVEN TEXT

Only available for larger quantities. These laundry transport bags are also available with custom individual woven text. The text is embroidered in an approximately 50 mm wide additional middle strip. Since these bags are custom made, small deviations of quantity can occur. Please contact your Hammerlit representative for a quote.



LAUNDRY TRANSPORT BAGS WICKELSACK®, COATED

Laundry transport bags Wickelsack® are also available with a watertight PU coating. Coated bags can be washed at temperatures up to 60°. However durability is less compared to uncoated bags. Capacity: 12 kg.

SFP 12-PU BLAU HD

| QUALITY 100 % POLYESTER | CAPACITY kg* | BLUE | RED | GREEN | YELLOW | BROWN | GRAY | WHITE | ORDER CODE |
|--|--------------|------------------------|-----------------------|-------------------------|--------------------------|-------------------------|------------------------|-------|------------|
| white, 2 stripes with sewn-in toggles | 12 | [Blue stripe] | [Red stripe] | [Green stripe] | [Yellow stripe] | [Brown stripe] | [Gray stripe] | | SM 12K |
| plain colored, 2 stripes with sewn-in toggles | 12 | [Blue stripe] | [Red stripe] | [Green stripe] | [Yellow stripe] | [Brown stripe] | [Gray stripe] | [X] | SFM 12K |
| white, 2 stripes with sewn-in toggles | 15* | [Blue stripe] | [Red stripe] | [Green stripe] | [Yellow stripe] | [Brown stripe] | [Gray stripe] | | SM 15K |
| plain colored, 2 stripes with sewn-in toggles | 15* | [Blue stripe] | [Red stripe] | [Green stripe] | [Yellow stripe] | [Brown stripe] | [Gray stripe] | [X] | SFM 15K |
| white, 2 double stripes with sewn-in toggles | 12 | [Blue double stripe] | [Red double stripe] | [Green double stripe] | [Yellow double stripe] | [Brown double stripe] | [Gray double stripe] | | SM 124K |
| plain colored, 2 double stripes with sewn-in toggles | 12 | [Blue double stripe] | [Red double stripe] | [Green double stripe] | [Yellow double stripe] | [Brown double stripe] | [Gray double stripe] | [X] | SFM 124K |
| white, with wide vertical stripes | 8 | [Blue vertical stripe] | [Red vertical stripe] | [Green vertical stripe] | [Yellow vertical stripe] | [Brown vertical stripe] | [Gray vertical stripe] | [X] | ASM 8K |
| white, with wide vertical stripes | 12 | [Blue vertical stripe] | [Red vertical stripe] | [Green vertical stripe] | [Yellow vertical stripe] | [Brown vertical stripe] | [Gray vertical stripe] | [X] | ASM 12K |



| QUALITY 100 % POLYESTER | CAPACITY kg* | BLUE | RED | GREEN | YELLOW | BROWN | GRAY | WHITE | ORDER CODE |
|--------------------------|--------------|---------------|--------------|----------------|-----------------|----------------|---------------|-------|------------|
| white, 2 stripes | 12 | [Blue stripe] | [Red stripe] | [Green stripe] | [Yellow stripe] | [Brown stripe] | [Gray stripe] | | GSM 12ZK |
| plain colored, 2 stripes | 12 | [Blue stripe] | [Red stripe] | [Green stripe] | [Yellow stripe] | [Brown stripe] | [Gray stripe] | [X] | GSFM 12ZK |
| white, 2 stripes | 15* | [Blue stripe] | [Red stripe] | [Green stripe] | [Yellow stripe] | [Brown stripe] | [Gray stripe] | | GSM 15ZK |
| plain colored, 2 stripes | 15* | [Blue stripe] | [Red stripe] | [Green stripe] | [Yellow stripe] | [Brown stripe] | [Gray stripe] | [X] | GSFM 15ZK |


*Laundry transport bags Wickelsack® with a capacity of 15 kg are produced with round bottoms.



| QUALITY 100 % POLYESTER | CAPACITY kg | BLUE | RED | GREEN | YELLOW | BROWN | GRAY | WHITE | ORDER CODE |
|-------------------------|-------------|---------------|--------------|----------------|-----------------|----------------|---------------|-------|------------|
| white, 1 stripe | 6 | [Blue stripe] | [Red stripe] | [Green stripe] | [Yellow stripe] | [Brown stripe] | [Gray stripe] | | GSM 6ZK |
| plain colored, 1 stripe | 6 | [Blue stripe] | [Red stripe] | [Green stripe] | [Yellow stripe] | [Brown stripe] | [Gray stripe] | [X] | GSFM 6ZK |



! When ordering, please state model number and color. Example: SM 12K BLAU



KH TOGGLE

ORDER CODE

KH + COLOR




... Millions sold. Since it is attached directly to the bag, it is always accessible and ready for use. Available colors are: red, yellow, green, blue, brown and white.

CLASPS

For the WICKELSACK® transport wrap bag, various clasps are available.

During the years the rubber clasp has proven its time tested quality.



SEWN-IN TOGGLE

ORDER CODE

KHC RED



RUBBER CLASP

ORDER CODE

KNU + COLOR



... Available in 7 colors: red, yellow, green, blue, brown, black and white. The ribbed sides ensure maximum grip.

LAUNDRY NETS



Exceptionally high quality. Made of 100% polyester, boil-proof and fadeless. Model WN 6090 is also ideal for storing recycling materials.

CLASPS FOR LAUNDRY NETS




The toggles are attached to the net and cannot get lost. Available in **red, yellow, green, blue, brown and white**. Also available with individual marking.

ORDER CODE

DNA + COLOR

LAUNDRY NETS WITH ZIPPER



These laundry nets are easy to use and do not require an additional clasp, due to the sewn-in zipper. They have a 30 % higher volume capacity than standard nets.



Also available with button clasps

! Generally laundry nets should only be filled to 40% of their maximum capacity for optimum results.

| SIZE mm | COLORS (COLOR CODE) | ORDER CODE STANDARD | ORDER CODE WITH ZIPPER |
|------------|---|------------------------|---------------------------|
| 400 x 600 | white | WN 4060 white | WN 460RG |
| | green (1), blue (2), red (3), yellow (4), brown (5) | WNF 4060 + color | WN 46 color code RG |
| 600 x 900 | white | WN 6090 white | WN 690RG |
| | green (1), blue (2), red (3), yellow (4), brown (5) | WNF 6090 + color | WN 69 color code RG |
| 800 x 1300 | white | WN 8013 white | WN 810RG |
| | green (1), blue (2), red (3), yellow (4), brown (5) | WNF 8013 + color | WN 81 color code RG |

Other sizes and versions are available on request.

CLEAN LINEN BAGS

Transporting **clean linen** from the laundry to the linen room must be carried out under the same hygienic standards as those that apply to the transport of soiled linen.

The fresh linen should therefore be packed into a dustproof, germproof bag immediately after washing and/or sterilizing.



+ Pocket for labels
SI + color

Mobile
bag carrier



CLEAN LINEN BAG

100% Polyester

Size 400 x 400 x 400 mm

Contents approx. 65 liter

Capacity approx. 15–20 kg

Empty weight 550 g

Colors red, yellow, green, blue and brown

Handles 2 plastic bars

ORDER CODE

WTM 21 + COLOR

MOBILE BAG CARRIER

for easier filling

Material Stainless steel frame,
high-pressure laminated board

Weight 8 kg

Casters 4 swivel casters, zinc-chromated, Ø 75 mm,
2 of these with brake

ORDER CODE

ST 16



„Practical
every day tools!“

CASE CARTS

05

CASE CARTS RGAE [92-94](#)
CASE CARTS RGAE FOR ISO-TRAYS [95-96](#)
CASE CARTS RG [97](#)
CASE CARTS RGEЕ [98-99](#)
SPECIAL EQUIPMENT AND ACCESSORIES [100](#)
CUSTOMIZED SOLUTIONS [101-102](#)
SHUTTLE-SYSTEM SEE CHAPTER STERILE GOODS FROM PAGE 117

CASE CARTS RGAE ALUMINUM-STAINLESS STEEL



The cabinet cart series **RGAE** is used when conventional cabinet carts are not strong enough. The RGAE cabinet cart has proved its worth in tough everyday operation in major clinics.


„Sometimes you have a special idea or a special requirement... It's good to know there's always a perfect answer available. Special requirements we regard as standard.“

// SPECIAL FEATURES


- + Stainless steel-square tubular frames
protect the aluminum carcase
- + Rectangular compartments
are easy to clean and make the best use of space
- + Double-welled doors
with sealing strip all round offer outstanding protection against dust
- + Lockable as standard



CASE CARTS RGAE, ALUMINUM-STAINLESS STEEL



+ Stainless steel frame protects aluminum body



+ Polymer front bumper



+ Doors with central lock, lockable



+ Ergonomic push handles on both face sides of the unit



+ Rubber sealing around the door



+ Shelves hygienic spaced mounted



+ Magnet fixation of doors



+ Stainless steel carriage with wrap-around polymer bumper (PE)

// SPECIAL EQUIPMENT

- + Upper wrap-around bumper for off-site transport by truck (PE, black)
- + Joint and hitch for linking units **KDRGAE**
- + Lowering set for door fixation at 270° **KDRRGAE**
- + Rubber sealing
- + Swivel caster with central brake
- + Swivel caster with directional lock
- + Casters with stainless steel housing
- + 2-point locking system
- + Central locking system



2-point locking system



Joint and hitch **KDRGAE**

| FOR MODELS | ORDER CODE | DESCRIPTION |
|------------------------|-------------|-----------------|
| RGAE 131/151/231 | KD RGAE 131 | Joint and hitch |
| RGAE 250 | KD RGAE 250 | Joint and hitch |
| RGAE 320ME/MFT/MLT/MTR | KD RGAE 320 | Joint and hitch |
| RGAE 330ME/MFT/MLT/MTR | KD RGAE 330 | Joint and hitch |

More accessories see page 100!

CASE CARTS RGAE, ALUMINUM-STAINLESS STEEL



RGAE 131



RGAE 151



RGAE 250

// TECHNICAL DESCRIPTION

- + Distortion-free reinforced stainless steel frame and carriage, casing made of anodized aluminum
- + Wrap-around polymer bumper and top front bumper (both made of PE) provide resistance and protection
- + Double-wall doors with rubber sealing all around and central lock
- + Doors can be opened at a radius of 270° and attached to the side walls by means of magnet when open
- + Ergonomic shrink-wrapped push handles on both depths of the unit
- + Two fixed and two swivel casters, elastic tire tread and precision ball bearing with dustguard, polyamide wheel body, caster housing: zinc-chromated
- + 1 or 2 non-removable shelves



RGAE 250 closed

| OUTSIDE DIMENSIONS | | | SHELVES | | HEIGHT OF COMPARTMENT | | | CASTER Ø mm | LOAD RATING kg | WEIGHT kg | ORDER CODE |
|--------------------|-------------|--------------|-------------|-------------|-----------------------|--------------|-------------|----------------|----------------------|--------------|---------------|
| WIDTH mm | DEPTH mm | HEIGHT mm | WIDTH mm | DEPTH mm | UPPER mm | CENTER mm | LOWER mm | | | | |
| 1195 | 649 | 1198 | 1050 | 550 | 460 | | 400 | 160 | 130 | 58 | RGAE 131 |
| 1195 | 649 | 1514 | 1050 | 550 | 376 | 340 | 380 | 200 | 150 | 70 | RGAE 151 |
| 1195 | 649 | 1737 | 1050 | 550 | 440 | 440 | 440 | 200 | 200 | 75 | RGAE 231 |
| 1433 | 744 | 1737 | 1290 | 645 | 440 | 440 | 440 | 200 | 250 | 107 | RGAE 250 |

CASE CARTS RGAE FOR ISO-TRAYS, ALUMINUM-STAINLESS STEEL

CASE CARTS



RGAE 320ME



RGAE 330MTR

The light weight cart RGAE is designed for transport of trays in ISO format 40/60. Secure transport is ensured by stainless steel insert frame with welded U-profile rails. Polymer liners are available on request.



RGAE 320MTR closed

„Quality out of aluminum!“



| OUTSIDE DIMENSIONS | | | | CAPACITY | CASTER Ø mm | DESIGN | ORDER CODE |
|--------------------|-------------|--------------|--------------------------|------------------------------------|----------------|--|--------------|
| WIDTH mm | DEPTH mm | HEIGHT mm | | | | | |
| 1027 | 731 | 1545 | 2 x 10 trays | 600 x 400 x 100 | 160 | with insert frame | RGAE 320ME |
| 1462 | 786 | 1545 | 3 x 10 trays | 600 x 400 x 100 | 160 | with insert frame | RGAE 330ME |
| 590 | 731 | 1500 | 1 x 9 trays | 600 x 400 x 100 | 125 | with polymer liners | RGAE 310MTR |
| 1027 | 731 | 1545 | 2 x 9 trays | 600 x 400 x 100 | 160 | with polymer liners | RGAE 320MTR |
| 1462 | 786 | 1545 | 3 x 9 trays | 600 x 400 x 100 | 160 | with polymer liners | RGAE 330MTR |
| 1007 | 744 | 1545 | 2 x 9 trays + 2 trays | 600 x 400 x 100 600 x 400 x 200 | 160 | with reinforced polyamide guiders MTRS6 | RGAE 318MTRS |

CASE CARTS RGAE FOR ISO-TRAYS, ALUMINUM-STAINLESS STEEL



RGAE 320MTR

Combination module transport cart RGAE 320MTR with HPL-shelves and trays



RGAE 320MFT

Combination module transport cart with shelves, trays and polymer tray panels

COMBINATION MODULE TRANSPORT CART

1 section with stainless steel slides or polymer tray panels and 1 section with height adjustable shelves (grid: 115 mm).


- 2 swivel casters with brake and 2 fixed casters



Special design like RGAE 330MLT, however with stainless steel shelves and swivel casters on the right

| OUTSIDE DIMENSIONS | | | CAPACITY | CASTER Ø mm | DESIGN | ORDER CODE |
|--------------------|-------------|--------------|---------------------|----------------|--------------------------------------|-------------|
| WIDTH mm | DEPTH mm | HEIGHT mm | | | | |
| 1027 | 731 | 1545 | 3 shelves + 9 trays | 160 | fixed shelves/tray panel | RGAE 320MFT |
| 1462 | 786 | 1545 | 3 shelves + 9 trays | 160 | fixed shelves/tray panel | RGAE 330MFT |
| 1027 | 731 | 1545 | 3 shelves + 9 trays | 160 | height adjustable shelves/tray panel | RGAE 320MLT |
| 1462 | 786 | 1545 | 3 shelves + 9 trays | 160 | height adjustable shelves/tray panel | RGAE 330MLT |

LINEN TRANSPORT CARTS RG, POWDER-COATED



+ Standard design with lock incl. 2 keys

- Casing and shelves are made of galvanized sheet panel, with powder coating
- Color: light gray (RAL 9002)
- Doors open at a radius of 270°, with lock
- 2 shelves
- Handles are countersunk into casing on both sides
- PE all-plastic protective frame, Color: light gray

Casters

- 2 swivel casters with brake und 2 fixed casters, Ø 200 mm
- Caster housing: zinc-chromated
- Tread: elastic, polyamide, gray, non-marking
- Precision ball bearing with dustguard

// SPECIAL EQUIPMENT

- + Central locking system **RG ZSAM**
- + Swivel caster with central brake
- + Swivel caster with directional brake



RG 230H with 2 shelves



Lower shelf hinged upwards

| OUTSIDE DIMENSIONS | | | NO. OF SHELVES | SHELVES | | HEIGHT OF COMPARTMENT | | | CASTER Ø mm | LOAD RATING approx. kg | WEIGHT kg | ORDER CODE |
|--------------------|----------|-----------|----------------|----------|----------|-----------------------|-----------|----------|-------------|------------------------|-----------|------------|
| WIDTH mm | DEPTH mm | HEIGHT mm | | WIDTH mm | DEPTH mm | UPPER mm | CENTER mm | LOWER mm | | | | |
| 1240 | 615 | 1470 | 2 | 1050 | 540 | 360 | 360 | 360 | 200 | 150 | 109 | RG 150H |
| 1240 | 615 | 1720 | 2 | 1050 | 540 | 430 | 450 | 440 | 200 | 200 | 114 | RG 230H |

CASE CARTS RGEE, STAINLESS STEEL



These carts are available in 6 different executions

- With fixed shelves
- With height adjustable shelves
- With height adjustable slides for sterile containers or ISO-Trays
- With welded (fixed) U-slides for ISO-Trays
- With polymer ISO-Tray panels
- As shuttle transport cart designed for shuttle rack

// SPECIAL FEATURES

- + **Description** Body is watertight-welded, smooth internal construction, double-wall doors with rubber sealing, 4 vertical push handles, 2 of them integrated in the door hinge, the door-side handle swings with the door, lower PE bumper
- + **Casters** 2 swivel casters with brake and 2 fixed casters, Ø 160 mm, caster housing: zinc-chromated, easy roll casters with elastic tire tread and precision ball bearing with dustguard
- + **Alternative casters**
Casters with double brake or central brakes or directional lock, with stainless steel housing, Ø 200 mm

! Our RGEE can be used optimally in the CSSD (see page 117)!

CASE CARTS RGEE WITH FIXED SHELVES, STAINLESS STEEL



Casters

- 2 swivel casters with brake and 2 fixed casters
- Ø 160 mm
- Caster housing: zinc-chromated



Fixed shelves



RGEE9FB closed

! Technical constructions and alternative casters see above


| OUTSIDE DIMENSIONS | | | INSIDE DIMENSIONS | | | HEIGHT OF COMPARTMENT | | | LOAD RATING | NO. OF SHELVES | ORDER CODE |
|--------------------|-------------|--------------|-------------------|-------------|--------------|-----------------------|--------------|-------------|-------------|----------------|------------|
| WIDTH mm | DEPTH mm | HEIGHT mm | WIDTH mm | DEPTH mm | HEIGHT mm | UPPER mm | CENTER mm | LOWER mm | | | |
| 921 | 721 | 1364 | 695 | 640 | 1080 | 332 | 332 | 332 | 6 STE | 2 | RGEE6FB |
| 1171 | 721 | 1364 | 945 | 640 | 1080 | 332 | 332 | 332 | 9 STE | 2 | RGEE9FB |
| 1171 | 721 | 1614 | 945 | 640 | 1330 | 301 | 301 | 301 | 12 STE | 3 | RGEE12FB |

CASE CARTS RGEE WITH HEIGHT ADJUSTABLE SHELVES



Casters

- 2 swivel casters with brake and 2 fixed casters
- Ø 160 mm
- Caster housing: zinc-chromated



Shelves on height adjustable slides CES625FBT, Height grid 75 mm

■ Technical constructions and alternative casters see page 98!

| OUTSIDE DIMENSIONS | | | INSIDE DIMENSIONS | | | LOAD RATING | NO. OF COMPARTMENTS mm | ORDER CODE |
|--------------------|----------|-----------|-------------------|----------|-----------|-------------|-----------------------------|--------------------|
| WIDTH mm | DEPTH mm | HEIGHT mm | WIDTH mm | DEPTH mm | HEIGHT mm | | | |
| 1026 | 721 | 1364 | 800 | 640 | 1080 | 6 STE | 3x approx. 740 x 640 x 330 | RGEE6FBCLASSIC |
| 1301 | 721 | 1364 | 1075 | 640 | 1080 | 9 STE | 3x approx. 1015 x 640 x 330 | RGEE9FBCLASSIC |
| 1171 | 721 | 1364 | 945 | 640 | 1080 | 9 STE | 3x approx. 885 x 640 x 330 | RGEEISO2FBCLASSIC* |
| 1615 | 806 | 1512 | 1355 | 640 | 1228 | 12 STE | 3x approx. 1265 x 640 x 380 | RGEE330FBCLASSIC |

*Container width max. 290 mm

CASE CARTS RGEE WITH HEIGHT ADJUSTABLE SLIDES



Casters

- 2 swivel casters with brake and 2 fixed casters
- Ø 160 mm
- Caster housing: zinc-chromated

Accessories



Height adjustable slides CES60T for sterile containers



Wire shelf CES60DF



Extension frame for STE baskets and containers CES60AZ2

■ Technical constructions and alternative casters see page 98!

| OUTSIDE DIMENSIONS | | | INSIDE DIMENSIONS | | | LOAD RATING | ORDER CODE |
|--------------------|----------|-----------|-------------------|----------|-----------|-------------|------------|
| WIDTH mm | DEPTH mm | HEIGHT mm | WIDTH mm | DEPTH mm | HEIGHT mm | | |
| 921 | 721 | 1364 | 695 | 640 | 1080 | 6 STE | RGEE6CES60 |
| 1301 | 721 | 1364 | 1075 | 640 | 1080 | 9 STE | RGEE9CES60 |

SPECIAL EQUIPMENT AND ACCESSORIES FOR CASE CARTS RSEE



Clamp for papers
RSEE KL



DIN A4 frame for papers
CBZ 083



Eyelets for seals
RSEE PL



2-point locking system with
lock RSEE HS + RSEE HSDS



Catch-bolt for added
door security, meets the
specifications of ADR
RSEE HSRR



Magnet for door fixation in washing tunnel at 270°
and 260° RSEE AR260U



Fold-down bow for door fixation in washing tunnel
at 260° RSEE AR260



Magnet for door fixation in washing tunnel at 260°
RSEE AR260V



Upper bumper for off-site transport by truck
RSEE UOA



Joint and hitch KD RSEE



Swivel caster with central brake



Swivel caster with directional lock



Washing tunnel-resistant labelling as per customer
specifications

CUSTOMIZED SOLUTIONS

Case carts RGEE, stainless steel



Hammerlit AWT containers



... with all-wheel steering for optimum control



... with all-wheel steering and maneuvering casters



To retain Da Vinci-OT-Robot equipment

// YOUR BENEFITS

- + Solutions individually tailored to your own wishes
- + Consultancy and optimization based on experience

„Manufactured in accordance with your specifications! It may be right for many purposes, but not for every one. That’s why we also offer you individual solutions if required.“



Individual inscriptions applied by the glass bead process



AWT containers with inner doors



Sterile goods store with elements of Hammerlit Shuttle systems



AWT containers with universal wire mesh shelves



AWT containers



Shuttle system, insert tray and perforated metal shelves

CUSTOMIZED SOLUTIONS

Carts for Automated Guided Vehicle Systems (AWT, AGV, EHB)

Hammerlit is your ideal partner if you are looking for transport carts for Automated Guided Vehicle systems (AGV systems). Whatever the application – whether transport of sterile goods, laundry or waste, ISO-Trays or special containers – we offer customized AGV-compatible solutions.



AGV transport cart is collected automatically



AGV transport cart during assembly at the central store in combination with the Hammerlit-Shuttle-System. Pictures taken at the university hospital in Leipzig, Germany



Outgoing goods in the sterilization center



AGV transport units are routed automatically to their destination



AGV shuttle unit in consignment



AGV shuttle unit during distribution at the ward

KEEP, STORE, SUPPORT 06.1

STERILE GOODS BASKETS, BASKET TROLLEY **105**

HOOK CARTS, WALL-MOUNTED HOOK RAIL, ACCESSORIES **106-109**

PACKING TABLES **110**

STERILE GOODS STORAGE **111**

PACKING PAPER TROLLEY, BUCKET STANDS, CONTAINER DOLLIES **112**

BAG CARRIER FOR OR **113**

SURGEON STEPS **114**

INSTRUMENT AND EQUIPMENT TABLES, ACCESSORIES **115-116**

SHUTTLE-SYSTEM 06.2

FUNCTIONALITY AND COMPONENTS **118-122**

KEEP, STORE, SUPPORT 06.1

HOOK CARTS, STAINLESS STEEL



page 106 ff.

MOBILE SHELF CART FOR STERILE GOODS



page 111

BAG CARRIER FOR OR, STAINLESS STEEL



page 113

MOBILE BUCKET STAND



page 112

SURGEON STEPS, STAINLESS STEEL



page 114


INSTRUMENT TABLES, STAINLESS STEEL



page 115

STERILE GOODS BASKETS, STAINLESS STEEL

The sterile goods baskets are designed for transport, storage and sterilization of various items. They fit into the hook carts for transport and the wall-mounted hook rails for storage. All sterile items containers are equipped with recessed handles. Electropolished, burr-free stainless steel, closed wire loops, stackable base frames. Wire sizes: Upper frame 6.0 mm, wall frame 3.0 mm, loops 2.5 mm, base frame 5.0 mm



STE 1

Labeling panel, approx. 103 x 100 mm (W x H) **STE BF1**
Crosswise divider **STE Q1**



STE 1EG




STE 12

Labeling panel, approx. 100 x 65 mm (W x H) **STE BF12**
Crosswise divider **STE Q12**



STE 12ES

Labeling panel, approx. 100 x 65 mm (W x H) **STE BF12**
Crosswise divider **STE Q12ES**



STE 2

Labeling panel, approx. 103 x 100 mm (W x H) **STE BF1**



Basket trolley

For transporting two sterile goods baskets 1 STE or one sterile goods basket 2 STE.

Dimensions

680 x 780 x 860 mm (W x D x H)

TW2STE

// TECHNICAL DESCRIPTION

- + **Frame** Seamless welded stainless steel frame construction
- + **Castors** 4 swivel casters, 2 with brake, Ø 125 mm, conductive solid rubber profile

| MODEL | DIMENSIONS | | | LOOP DISTANCE | | WEIGHT CAPACITY approx. kg | ORDER CODE STERILE GOODS BASKETS | ORDER CODE CROSSWISE DIVIDER | ORDER CODE LABELING PANEL |
|--|------------|----------|-----------|---------------|---------|----------------------------|----------------------------------|------------------------------|---------------------------|
| | WIDTH mm | DEPTH mm | HEIGHT mm | WALL mm | BASE mm | | | | |
| Sterile goods basket 1 STE | 575 | 280 | 265 | 20 x 40 | 20 x 20 | 30 | STE 1 | STE Q1 | STE BF1 |
| Sterile goods basket 1 STE with access opening | 575 | 280 | 265 | 20 x 40 | 20 x 20 | 30 | STE 1EG | STE Q1 | STE BF1 |
| Sterile goods basket 1/2 STE | 575 | 280 | 135 | 20 x 35 | 20 x 20 | 20 | STE 12 | STE Q12 | STE BF12 |
| Sterile goods basket 1/2 STE with access slot | 575 | 280 | 135 | 20 x 35 | 20 x 20 | 20 | STE 12ES | STE Q12ES | STE BF12 |
| Sterile goods basket 2 STE | 575 | 560 | 265 | 20 x 40 | 20 x 20 | 30 | STE 2 | - | STE BF1 |

HOOK CARTS, STAINLESS STEEL



HKW 3

SINGLE SIDED HOOK CART

- Loadable from one side, this cart features a seamless frame construction of stainless steel square tubing with hooks to accommodate 3 to 4 STE baskets or accessories
- Each hook has a weight capacity of 30 kg

// TECHNICAL DESCRIPTION

- + **Casters** 4 swivel casters, 2 with double brake, Ø 75 mm, with precision ball bearing
- + **Tread** Thermoplastic conductive rubber profile, wear-resistant, non-marking
- + **Caster housing** Zinc-chromated, with bumpers



| NO. OF HOOK SETS | HOOK SPACING mm | DIMENSIONS | | | ORDER CODE |
|------------------|-----------------|------------|----------|-----------|------------|
| | | WIDTH mm | DEPTH mm | HEIGHT mm | |
| 3 | 400 | 610 | 475 | 1463 | HKW 3 |
| 4 | 320 | 610 | 475 | 1623 | HKW 4 |



HKW 6

DOUBLE SIDED HOOK CART

- Loadable from both sides, this cart features a seamless frame construction of stainless steel square tubing with hooks to accommodate 2 x 3 or 2 x 4 sterile goods baskets or accessories
- Each hook has a weight capacity of 30 kg

// TECHNICAL DESCRIPTION

- + **Casters** 4 swivel casters, 2 with double brake, Ø 75 mm, with precision ball bearing
- + **Tread** Thermoplastic conductive rubber profile, wear-resistant, non-marking
- + **Caster housing** Zinc-chromated, with bumpers



| NO. OF HOOK SETS | HOOK SPACING mm | DIMENSIONS | | | ORDER CODE |
|------------------|-----------------|------------|----------|-----------|------------|
| | | WIDTH mm | DEPTH mm | HEIGHT mm | |
| 6 | 400 | 610 | 670 | 1463 | HKW 6 |
| 8 | 320 | 610 | 670 | 1623 | HKW 8 |



HOOK CARTS, STAINLESS STEEL

- This cart features a seamless welded frame construction of stainless steel square tubing with external hooks to accommodate 2 x 4 sterile goods baskets or accessories
- The center is equipped with headed dowels spaced at 75 mm for slides to accommodate 1 STE or 1/2 STE sterile goods baskets or containers
- Delivery includes 4 pairs of CES55 slides
- Each hook has a weight capacity of 30 kg
- Total weight capacity of the cart is 100 kg

// TECHNICAL DESCRIPTION

- + **Casters** 4 swivel casters, 2 with double brake, Ø 75 mm, with precision ball bearing
- + **Tread** Thermoplastic conductive rubber profile, wear-resistant, non-marking
- + **Caster housing** Zinc-chromated, with bumpers



| NO. OF HOOK SETS | HOOK SPACING mm | DIMENSIONS | | | ORDER CODE |
|------------------|-----------------|------------|----------|-----------|------------|
| | | WIDTH mm | DEPTH mm | HEIGHT mm | |
| 8 | 335 | 1000 | 610 | 1653 | CHKW8 |



STAINLESS STEEL SLIDES

- for combination hook cart

| MODEL | SUPPORT SURFACE mm | ORDER CODE |
|---|--------------------|------------|
| Pair of push-in rails with transport restraint for combi-hook trolley | 58 | CES55 |




WALL-MOUNTED HOOK RAIL

- 25 x 25 mm square tube made of stainless steel with welded hooks to accommodate sterile goods baskets or accessories
- Each hook has a weight capacity of 30 kg
- Threaded bolts for potential equalization
- The ends of the tubes are covered with polymer caps

| NO. OF HOOKS | HOOK SPACING mm | LENGTH mm | ORDER CODE 1 PIECE |
|--------------|-----------------|-----------|--------------------|
| 4 | 215 | 900 | WHS 214 |
| 6 | 215 | 1300 | WHS 216 |
| 7 | 215 | 1600 | WHS 217 |
| 2 | 350 | 700 | WHS 352 |
| 3 | 350 | 1050 | WHS 353 |
| 4 | 350 | 1400 | WHS 354 |
| 5 | 350 | 1750 | WHS 355 |
| 2 | 410 | 900 | WHS 412 |
| 3 | 410 | 1300 | WHS 413 |
| 4 | 410 | 1600 | WHS 414 |


ACCESSORIES FOR HOOK CARTS



Multi-purpose equipment holder

Utility bar 25 x 10 mm made of burr-free stainless steel, ideal for storing various anesthesia and O.R. accessories.


| WIDTH mm | DEPTH mm | HEIGHT mm | ORDER CODE |
|-------------|-------------|--------------|------------|
| 600 | 48 | 180 | HKW FS |



Paper storage

For storage of sterilized packaging paper. Made of burr-free stainless steel.


| WIDTH mm | DEPTH mm | HEIGHT mm | ORDER CODE |
|-------------|-------------|--------------|------------|
| 560 | 250 | 300 | HKW PA |



Polymer containers

Ideal for storing laboratory tools and instruments as well as hospital utensils. They are stackable and integrate into the universal holder. Available colors: blue and green; material: polypropylene.

| SIZE + COLOR | WIDTH mm | DEPTH mm | HEIGHT mm | ORDER CODE |
|-----------------|-------------|-------------|--------------|------------|
| Size 3, blue | 210 | 350 | 200 | KC 32 |
| Size 4, blue | 150 | 230 | 125 | KC 42 |
| Size 5, blue | 100 | 170 | 75 | KC 52 |
| Size 3, green | 210 | 350 | 200 | KC 31 |
| Size 4, green | 150 | 230 | 125 | KC 41 |
| Size 5, green | 100 | 170 | 75 | KC 51 |



Suture storage

Made of burr-free stainless steel with 2-4 compartments which can accommodate 10-20 commercially available packages of suture materials.

HKW NM4 HKW NM4 PETG

| COMPARTMENTS | WIDTH mm | DEPTH mm | HEIGHT mm | ORDER CODE |
|--------------|-------------|-------------|--------------|--------------|
| 2 | 600 | 170 | 145 | HKW NM2 |
| 4 | 600 | 170 | 290 | HKW NM4 |
| 4* | 600 | 170 | 290 | HKW NM4 PETG |

* closed version, front transparent



Wire container

Integrates into the universal holder. Material: stainless steel

| WIDTH mm | DEPTH mm | HEIGHT mm | ORDER CODE |
|-------------|-------------|--------------|------------|
| 150 | 230 | 125 | KCE4 |



Multi-purpose holder

Multi-purpose storage to accommodate multiple hospital or laboratory articles. Made of burr-free stainless steel with chamfered edges.

| WIDTH mm | DEPTH mm | HEIGHT mm | ORDER CODE |
|-------------|-------------|--------------|------------|
| 600 | 360 | 260 | HKW MA |



Universal holder

Made of burr-free stainless steel, to accommodate all polymer KC and wire containers

HKW UH1:
KC 31 to KC 52, KCE 4
HKW UH2: only for container sizes 4 and 5

| MODEL | WIDTH mm | DEPTH mm | HEIGHT mm | ORDER CODE |
|--------------|-------------|-------------|--------------|------------|
| Single model | 660 | 25 | 100 | HKW UH1 |
| Double model | 660 | 25 | 395 | HKW UH2 |




Universal storage shelf

Made of burr-free stainless steel. Evenly distributed weight capacity: 10 kg.

| WIDTH mm | DEPTH mm | HEIGHT mm | ORDER CODE |
|-------------|-------------|--------------|------------|
| 690 | 350 | 165 | HKW AB35 |
| 690 | 450 | 165 | HKW AB45 |
| 690 | 600 | 165 | HKW AB60 |

ACCESSORIES FOR HOOK CARTS



Laundry and waste bag holder
Made of burr-free and seamless welded stainless steel, including HR 2000 grip ring.

| WIDTH mm | DEPTH mm | HEIGHT mm | ORDER CODE |
|-------------|-------------|--------------|------------|
| 550 | 327 | 315 | HKW WS |



Shoe holder
Made of burr-free electropolished stainless steel, with closed wire loops to accommodate a maximum of 6 pairs of shoes.

Wire sizes: Loops 6 mm, Frames 8 mm

| WIDTH mm | DEPTH mm | HEIGHT mm | ORDER CODE |
|-------------|-------------|--------------|------------|
| 600 | 260 | 180 | HKW SH |



X-Ray image holder
Made of burr-free electropolished stainless steel.
Wire Size: 5 mm

| WIDTH mm | DEPTH mm | HEIGHT mm | ORDER CODE |
|-------------|-------------|--------------|------------|
| 580 | 150 | 575 | HKWRH |



Tube and OR towel holder
Made of burr-free electropolished stainless steel, with 11 closed wire loops to accommodate anesthesia tubes and OR towels.

Wire sizes: Loops 6 mm, Frames 8 mm

| WIDTH mm | DEPTH mm | HEIGHT mm | ORDER CODE |
|-------------|-------------|--------------|------------|
| 600 | 115 | 180 | HKW SB |



Polymer bin storage
Ideal for storing small hospital articles as well as small laboratory tools and instruments. Consists of a light gray polymer frame with clear acrylic boxes.

| NO. OF BINS | WIDTH mm | DEPTH mm | HEIGHT mm | ORDER CODE |
|--------------------|-------------|-------------|--------------|------------|
| 3 | 600 | 165 | 250 | HKW 3SH |
| 5 | 600 | 120 | 170 | HKW 5SH |
| First-in-First-out | | | | |
| 3 - ffo | 600 | 165 | 250 | HKW 3SFH |
| 5 - ffo | 600 | 120 | 170 | HKW 5SFH |



Urine bottle holder
Made of burr-free electropolished stainless steel.
Wire size: Loops 6 mm

| NO. OF HOLDER | WIDTH mm | DEPTH mm | HEIGHT mm | ORDER CODE |
|---------------|-------------|-------------|--------------|------------|
| 6 | 645 | 22 | 115 | HKW UFH |



Shoe rack
Made of burr-free electropolished stainless steel. Double sided. Will accommodate 6 pairs of shoes. Shoe ID is visible at the heel. Wire size: Loops 6 mm

| WIDTH mm | DEPTH mm | HEIGHT mm | ORDER CODE |
|-------------|-------------|--------------|------------|
| 600 | 320 | 270 | HKW SR |



Wall-mounted urine bottle holder
WUFH6



Wall-mounted bed pan holder
WSBH4

| NO. OF HOLDER | WIDTH mm | DEPTH mm | HEIGHT mm | ORDER CODE |
|---------------|-------------|-------------|--------------|------------|
| 2 | 30 | 210 | 350 | WUFH2 |
| 4 | 30 | 210 | 650 | WUFH4 |
| 6 | 30 | 210 | 950 | WUFH6 |
| 2 | 230 | 250 | 350 | WSBH2 |
| 4 | 230 | 250 | 650 | WSBH4 |
| 6 | 230 | 250 | 950 | WSBH6 |

MOBILE PACKING TABLE, STAINLESS STEEL



PTF7515

The Hammerlit mobile packing table is especially designed to wrap operating instruments. The basic table can be completed by shelves from the Classic Shelving System.

The shelves are 600 mm deep and adjustable (75 mm spacing). Shelves with a smaller depth can be fixed in 2 positions.

The rear hook frame (optional) can be equipped with accessories (see pages 108-109). The face sides of the table are equipped with 2 pairs of hooks to hold a wire basket.



THS3508

Table hook frame, stainless steel construction, made of seamless welded 25 x 25 mm square tubes. 2 x 2 pairs of hooks, spaced at 350 mm.

// TECHNICAL DESCRIPTION

+ Frame

Table completely made of stainless steel. Sturdy framework made of seamless welded 30 mm square tubes, working surface made of 1.5 mm sheet metal, with supporting frame

+ Casters

4 swivel casters, 2 with double brake, Ø 125 mm, conductive solid rubber profile

+ Caster housing

Zinc-chromated



Packing table with accessories

| MODEL | DIMENSIONS | | | ORDER CODE |
|------------|-------------|-------------|--------------|------------|
| | WIDTH mm | DEPTH mm | HEIGHT mm | |
| Table | 1510 | 750 | 900 | PTF7515 |
| Shelf | 1500 | 600 | | CG615 |
| Shelf | 1500 | 400 | | CG415 |
| Hook frame | 1345 | 42 | 1500 | THS3508 |



*„We provide
comprehensive advise
to find the best
solution!“*

STERILE GOODS STORAGE, STAINLESS STEEL



EGSTE15

MOBILE SHELF CART FOR STERILE GOODS

Shelf cart with wire shelves to accommodate max. 12 1 STE sterile goods baskets or 6 1/2 STE sterile goods baskets. Construction made of 25 mm square tube, material: stainless steel. Framework is fitted with a fixed bottom shelf and 5 adjustable stainless steel wire shelves, adjustable at a distance of 88 mm. All shelves are burr-free.

// TECHNICAL DESCRIPTION

- + **Casters** 4 swivel casters, 2 with double brake, Ø 125 mm, with precision ball bearing
- + **Tread** Conductive solid rubber profile
- + **Caster housing** Stainless steel

| CAPACITY | DIMENSIONS | | | ORDER CODE |
|----------------------------|-------------|-------------|--------------|------------|
| | WIDTH mm | DEPTH mm | HEIGHT mm | |
| 12 x 1 STE and 6 x 1/2 STE | 950 | 600 | 1970 | EGSTE15 |



CF612G5

SHELF CART CLASSIC

The seamless welded stainless steel frame construction features 5 closed Classic stainless steel shelves which are height adjustable at a distance of 150 mm (refer to page 186).

// TECHNICAL DESCRIPTION

- + **Casters** 4 swivel casters, 2 with double brake, Ø 125 mm
- + **Tread** Conductive solid rubber profile
- + **Caster housing** Zinc-chromated



Classic 40/60 tray storage

CLASSIC 40/60 TRAY STORAGE

Classic side panels can be connected with connectors to construct a sturdy rack unit. Equipped with height adjustable stainless steel U-slides CESU60 this rack is ideal for storage of 40/60 trays.

With special adapters it is also possible to install polymer tray panels. Easy mounting without tools. Easy cleaning because of easy dismantling.

While connecting several units of shelving, every third unit should be equipped with a cross brace.

Further possibilities for sterile goods storage in conjunction with haliONE cabinet systems can be found on pages 161-162.



HLPS2

PACKING PAPER TROLLEY, STAINLESS STEEL

Packing paper trolley with welded base to accommodate sterile paper. 4 bars of round tube for packing paper sheets. Swivable bows fix the sheets. Mobile construction made of seamless 25 x 25 mm square tube design, stainless steel material.

- 4 swivel casters, 2 with double brake, Ø 75 mm
- With precision ball bearing
- Thermoplastic conductive rubber profile
- Caster housing: zinc-chromated



| WIDTH mm | DEPTH mm | PAPER BAR HEIGHT mm | PUSH HANDLE HEIGHT mm | ORDER CODE |
|-------------|-------------|---------------------------|-----------------------------|---------------|
| 1465 | 780 | 975 | 1075 | HLPS2 |



OP FE15BSG



OP FE15B

MOBILE BUCKET STAND

- Conductive polymer carriage
- Stainless steel bucket
- Conductive swivel casters with stainless steel housing, Ø 75 mm
- Easy to clean carrier with bumpers made of conductive polymer
- Bucket dimensions: Height: 410 mm, Ø 410 mm

| MODEL | ORDER CODE |
|---------------------------------------|------------|
| Stainless steel bucket 15 l | OP E15B |
| Carrier incl. bucket | OP FE15B |
| Carrier with push handle incl. bucket | OP FE15BSG |



OPCTW 640



OPCTW

CONTAINER DOLLY, STAINLESS STEEL

- Container dolly for Professional Workflow in OR
- Mobile construction made of seamless welded 25 x 25 mm square tube design, stainless steel material
- Accommodates sterile goods containers without lids and provides storage space for container lids and instrument tray
- 4 swivel casters, Ø 75 mm, 2 with double brake
- With precision ball bearing, thermoplastic conductive rubber profile, wear-resistant, non-marking
- Caster housing: zinc-chromated

| DIMENSIONS | | | ORDER CODE |
|-------------|-------------|--------------|------------|
| WIDTH mm | DEPTH mm | HEIGHT mm | |
| 660 | 405 | 840 | OPCTW |
| 660 | 405 | 840 | OPCTW 400* |
| 660 | 640 | 840 | OPCTW 640* |

*with deployment area

BAG CARRIER FOR OR, STAINLESS STEEL



OPWR 165

- Bag carrier for OR, round opening Ø 360 mm
- For disposal of soiled linen and waste in the OR
- Mobile seamless and burr-free tube construction made of stainless steel
- The round opening facilitates disposal of bulky linen in the OR
- Equipped with stainless steel bottom pan and Hammerlit grip ring HR 2000 to securely mount laundry bags and plastic bags

// TECHNICAL DESCRIPTION

- + **Casters** 4 swivel casters, Ø 75 mm, with precision ball bearing
- + **Tread** Thermoplastic conductive rubber profile, wear-resistant, non-marking
- + **Caster housing** Zinc-chromated

| NO. OF GRIP RINGS | DIMENSIONS | | | ORDER CODE |
|-------------------|------------|----------|-----------|------------|
| | WIDTH mm | DEPTH mm | HEIGHT mm | |
| 1 | 410 | 435 | 910 | OPWR 165 |
| 2 | 660 | 435 | 950 | OPWR 265 |



OPW 165

- Bag Carrier for OR
- For disposal of soiled linen and waste in the OR
- Mobile seamless and burr-free tube construction made of stainless steel
- Equipped with stainless steel bottom pan and Hammerlit grip ring HR 2000 to securely mount laundry bags, nets and plastic bags

// TECHNICAL DESCRIPTION


- + **Casters** 4 swivel casters, Ø 75 mm, with precision ball bearing
- + **Tread** Thermoplastic conductive rubber profile, wear-resistant, non-marking
- + **Caster housing** Zinc-chromated

| MODEL | NO. OF GRIP RINGS | DIMENSIONS | | | WEIGHT kg | ORDER CODE | MATCHING LIDS SEE PAGE 74 |
|----------------------------|-------------------|------------|----------|-----------|-----------|------------|---------------------------|
| | | WIDTH mm | DEPTH mm | HEIGHT mm | | | |
| Base model | 1 | 410 | 435 | 950 | 5 | OPW 165 | D 60 - D 68 |
| | 2 | 660 | 435 | 950 | 7.5 | OPW 265 | D 60 - D 68 |
| Hinged model | 1 | 410 | 475 | 950 | 5 | OPW 165L | DT 80 - DT 88 |
| | 2 | 660 | 475 | 950 | 7.5 | OPW 265L | DT 80 - DT 88 |
| Model with pedal mechanism | 1 | 410 | 485 | 950 | 5 | OPW 165LT | DT 80 - DT 88 |
| | 2 | 660 | 485 | 950 | 7.5 | OPW 265LT | DT 80 - DT 88 |
| Model with lid damping | 1 | 410 | 485 | 950 | 5 | OPW 165LTD | DT 80 - DT 88 |
| | 2 | 660 | 485 | 950 | 7.5 | OPW 265LTD | DT 80 - DT 88 |

The depth of the models with hinged lids increases by 40 mm. Models equipped with the pedal mechanism have an additional depth of 50 mm.

SINGLE SURGEON STEPS, STAINLESS STEEL

- Stable 4-footed single step construction
- Made of 25 mm square tube seamless welded stainless steel
- With removable stainless steel non-slip
- Ribbed tread for easy cleaning
- 2 non-slip, non-marking adjustable rubber feet
- 2 conductive polymer screw-in feet



OP AT 603513



OP AT 603522



OP AT 603530

| NO. OF STEPS | DIMENSIONS | | | ORDER CODE |
|--------------|------------|----------|-----------|--------------|
| | WIDTH mm | DEPTH mm | HEIGHT mm | |
| 1 step | 600 | 350 | 130 | OP AT 603513 |
| 1 step | 600 | 350 | 220 | OP AT 603522 |
| 1 step | 600 | 350 | 300 | OP AT 603530 |

DOUBLE SURGEON STEPS, STAINLESS STEEL



OP AT 606522-44

- Stable 4-footed single step construction, made of 25 mm square tube seamless welded stainless steel
- With removable stainless steel non-slip
- Ribbed tread for easy cleaning
- 2 non-slip, non-marking adjustable rubber feet
- 2 conductive polymer screw-in feet

| NO. OF STEPS | DIMENSIONS | | | ORDER CODE |
|--------------|------------|----------|-----------|-----------------|
| | WIDTH mm | DEPTH mm | HEIGHT mm | |
| 2 steps | 600 | 650 | 220/440 | OP AT 606522-44 |

INSTRUMENT AND EQUIPMENT TABLES, STAINLESS STEEL



IT 6242

STATIONARY INSTRUMENT AND EQUIPMENT TABLE (MODELS IT AND GT)

- Instrument and equipment tables made of stainless steel
- Stable square seamless stainless steel 25 mm tube design
- Removable table tops with guard
- Conductive design
- Load rating 150 kg



ITF 6242

MOBILE INSTRUMENT AND EQUIPMENT TABLE ACCORDING TO IT 6242 (MODELS ITF AND GTF)

- 4 swivel casters, 2 with double brake, Ø 75 mm
- With precision ball bearing
- Thermoplastic conductive rubber profile
- Caster housing: zinc-chromated
- With bumpers



AW 6242

MOBILE MULTI-PURPOSE TROLLEY (MODELS AW)

- Mobile multi-purpose trolleys made of stainless steel
- Stable square seamless stainless steel 25 mm tube steel construction with 2 smooth table tops are welded to the frame
- Tube frame at top closed by welded plates
- 4 swivel casters, 2 with double brake, Ø 75 mm, with precision ball bearing
- Thermoplastic conductive rubber profile
- With bumpers
- Load rating 150 kg

SPECIAL EQUIPMENT FOR INSTRUMENT TABLES



+ Drawer with full length grip; insert smooth and water-tight welded



+ Fold down side shelf



+ Push handle

| MODEL | DIMENSIONS | | | ORDER CODE STATIONARY | ORDER CODE MOBILE | ORDER CODE MOBILE WITH PUSH HANDLE* |
|-----------------------|------------|----------|-----------|-----------------------|-------------------|-------------------------------------|
| | WIDTH mm | DEPTH mm | HEIGHT mm | | | |
| Instrument table | 625 | 425 | 800 | IT 6242 | ITF 6242 | ITFG 6242 |
| Instrument table | 720 | 625 | 800 | IT 7262 | ITF 7262 | ITFG 7262 |
| Instrument table | 940 | 625 | 800 | IT 9462 | ITF 9462 | ITFG 9462 |
| Equipment table | 625 | 425 | 650 | GT 6242 | GTF 6242 | GTFG 6242 |
| Equipment table | 720 | 625 | 650 | GT 7262 | GTF 7262 | GTFG 7262 |
| Equipment table | 940 | 625 | 650 | GT 9462 | GTF 9462 | GTFG 9462 |
| Multi-purpose trolley | 625 | 425 | 800 | | AW 6242 | AWG 6242 |
| Multi-purpose trolley | 720 | 625 | 800 | | AW 7262 | AWG 7262 |
| Multi-purpose trolley | 940 | 625 | 800 | | AW 9462 | AWG 9462 |

| DRAWER | ORDER CODE |
|-----------------------|------------|
| Drawer for table 6242 | IT SL62 |
| Drawer for table 7262 | IT SL72 |
| Drawer for table 9462 | IT SL94 |

| FOLD DOWN SIDE SHELF | TABLE DEPTH mm | ORDER CODE |
|----------------------|----------------|------------|
| For IT/ITF | 425 | IT AP42 |
| For IT/ITF | 625 | IT AP62 |
| For AW 6242 | 425 | AW AP42 |
| For AW 7262/9462 | 625 | AW AP62 |

*The width will be increased by mobile model with push handle about 100 mm

ACCESSORIES FOR INSTRUMENT TABLES



3-way guard
Material: stainless steel.
Height 70 mm

| FOR TABLE | ORDER CODE |
|---------------------|------------|
| IT6242 and ITF6242 | ITG364 |
| IT7262 and ITF 7262 | ITG376 |
| IT9462 and ITF9462 | ITG396 |



Dispenser
(First-In-First-Out-System)
incl. 4-way guard made of stainless steel.

| NO. OF DISPENSER | WIDTH mm | DEPTH mm | HEIGHT mm | ORDER CODE |
|------------------|----------|----------|-----------|------------|
| 3 comp. | 600 | 200 | 245 | IT6Z3SFH |
| 5 comp. | 600 | 135 | 165 | IT6Z5SFH |




Swivel S/S bowl
Material: stainless steel.
Adapter made of solid plastic.

ITASR



Swivel rectangle bin
Material: stainless steel.
Adapter made of solid plastic.

ITASE



Work top for dispenser
Incl. 4-way guard.
Material: stainless steel.

| NO. OF DISPENSER | WIDTH mm | DEPTH mm | HEIGHT mm | ORDER CODE |
|------------------|----------|----------|-----------|------------|
| 3-comp. | 600 | 200 | 245 | TB3SH |
| 5-comp. | 600 | 135 | 165 | TB5SH |



Wipe disinfectant bin with lid
Adapter made of solid plastic.

| WIDTH mm | DEPTH mm | HEIGHT mm | ORDER CODE |
|----------|----------|-----------|------------|
| 445 | 105 | 137 | ITZ3WSA |



Catheter box, stainless steel
With hooks to hang on instrument table, electropolished.
Dimensions approx. 150 x 100 x 480 mm (W x D x H)

ITKK6



I.V. pole
with 2 hooks,
height adjustable.

ITIH 2E

SHUTTLE-SYSTEM 06.2

„Transport carts RGEE – Indispensable aid
for transport and storage!“



RGEE9SH with shuttle rack



RGEE for 2-way system



RGEE9SH empty



RGEE with dolly and
shuttle rack

// GENERAL DESCRIPTION

Elements accommodating shuttle rack

- + Silent and stable elements to guide 1 or 2 shuttle racks
- + Dolly and shuttle rack snap into place automatically inside the transport cart

// MOBILITY

- + 2 fixed and 2 swivel casters with double brake
- + Ø 160 mm, with precision ball bearing with dustguard
- + Easy roll casters with solid elastic rubber profile
- + **Caster housing** Zinc-chromated
- + **Alternative casters**
Casters with double brake or central brakes or directional lock, with stainless steel housing, Ø 160 mm or 200 mm

SHUTTLE-SYSTEM: FUNCTION

Docking of shuttle cart

With a 2-point linking mechanism the shuttle cart is easily and safely connected to the shuttle transport cart (patent: DBP DE 17 290).

Unlinking the shuttle cart

For unlinking simply use the locking bar at the handle and swivel the shuttle cart away.

Passing over the shuttle rack

After docking, the shuttle can be pushed in (without changing the position).

Removing the shuttle

To get the shuttle rack out of the cart, the steps have to be performed in reverse order. Simply lift the locking bar again and pull the shuttle rack out until it snaps into place on the shuttle cart automatically.



Approach the cart in angular way...



...until it hits the arrester...



...and shift towards the transport cart. It snaps into place automatically.



Simply lift the locking bar...



...and push...



...until it snaps into place.

SHUTTLE-SYSTEM: TRANSPORT CARTS RGEE, STAINLESS STEEL



RGEE9SH



RGEE9SH with shuttle rack



RGEE for 2-way system



RGEE with dolly



RGEE with dolly and shuttle rack

Elements accomodating shuttle rack

- Silent and stable elements to guide 1 or 2 shuttle racks
- Dolly and shuttle rack snap into place automatically inside the transport cart

Casters

- 2 fixed and 2 swivel casters with double brake
- Ø 160 mm, with precision ball bearing with dustguard
- Easy roll casters with solid elastic rubber profile
- Caster housing: zinc-chromated
- Technical constructions and alternative casters see page 98!

| CAPACITY | DIMENSIONS | | | ORDER CODE | MATCHING SHUTTLE RACK | MATCHING DOLLIES/ PLATFORMS |
|------------------|------------|----------|-----------|--------------|-----------------------|-----------------------------|
| | WIDTH mm | DEPTH mm | HEIGHT mm | | | |
| 2 x 3 STE | 1026 | 721 | 1363 | RGEE2x3SH | EGSTE3E60, EGSTE3 | UEW***STE3 UEWL***STE3 |
| 6 STE | 1026 | 721 | 1363 | RGEE6SH | EGSTE6E60, EGSTE6 | UEW***STE6 UEWL***STE6 |
| 9 STE | 1301 | 721 | 1363 | RGEE9SH | EGSTE9E60, EGSTE9 | UEW***STE9 UEWL***STE9 |
| 2 x 6 ISO-trays* | 1301 | 721 | 1363 | RGEE2xISO1SH | EGISO1E60, EGISO1 | UEW***ISO1 UEWL***ISO1 |
| 12 ISO-trays* | 1171 | 721 | 1363 | RGEEISO2SH | EGISO2E60, EGISO2 | UEW***ISO2 UEWL***ISO2 |

*600 x 400 x 100 mm *** Construction height depends on wheel Ø of the transport cart

SHUTTLE-SYSTEM: SHUTTLE RACKS, STAINLESS STEEL



Stainless steel shuttle racks

- Shuttle racks made of 1.4301/AISI 304 stainless steel
- 25 mm square-profile tube construction
- Seamless welded
- Conductive casters
- Autoclavable



| CAPACITY | DIMENSIONS | | | ORDER CODE |
|----------|------------|----------|-----------|------------|
| | WIDTH mm | DEPTH mm | HEIGHT mm | |
| 6 STE | 650 | 600 | 1047 | EGSTE6 |
| 9 STE | 950 | 600 | 1047 | EGSTE9 |
| 9 STE | 970 | 600 | 1047 | EGSTE97 |
| | on request | | | EG 2-way |

With 2 adjustable shelves CEGSTE9

Accessories: Shelf divider CEGSTEFT

SHUTTLE-SYSTEM: SHUTTLE RACKS, STAINLESS STEEL



EGSTE9E60

Shuttle racks

- Material 1.4301/ AISI 304 stainless steel
- 25 mm square-profile tube construction, seamless welded
- Locking bar dimensions in full width of rack, which allows front and side access for handling
- 4 fixed casters, Ø 75 mm, heat-resistant profile
- Autoclavable

„Highest quality workmanship!“

| CAPACITY | DIMENSIONS | | | ORDER CODE |
|-----------|-------------|-------------|--------------|------------|
| | WIDTH mm | DEPTH mm | HEIGHT mm | |
| 3 x 1 STE | 355 | 600 | 1047 | EGSTE3E60 |
| 6 x 1 STE | 685 | 600 | 1047 | EGSTE6E60 |
| 9 x 1 STE | 1015 | 600 | 1047 | EGSTE9E60 |
| | on request | | | EG 2-way |

Accessories: Grid shelves 1 STE CES60DF
Perforated sheet metal shelves 1 STE CES60GF



Shuttle rack with U-Slides, height adjustable CESU6020

- For ISO trays 400 x 600 mm or with height adjustable slides CES60T for ISO boxes 400 x 600 mm
- Optional with arrester (stop) bar and security bar



EGISO1+6x CESU60

| CAPACITY | DIMENSIONS | | | ORDER CODE |
|-----------------------------|-------------|-------------|--------------|------------|
| | WIDTH mm | DEPTH mm | HEIGHT mm | |
| 6 trays 400 x 600 x 100 | 455 | 600 | 1047 | EGISO1 |
| 12 trays 400 x 600 x 100 | 885 | 600 | 1047 | EGISO2 |
| 3 boxes 400 x 600 x 300 | 455 | 600 | 1047 | EGISO1E60 |
| 6 boxes 400 x 600 x 300 | 885 | 600 | 1047 | EGISO2E60 |
| | on request | | | EG 2-way |

Accessories: Perforated sheet metal shelves CES60ISOGF, Grid shelves CES60ISODF



SHUTTLE-SYSTEM: DOLLIES, STAINLESS STEEL

UEWSTE9



UEWISO1



UEW Series

- Welded stainless steel body, 1.4301/AISI 304
- With guidance and docking mechanism to accommodate one or two shuttle racks
- The dolly is fitted with a two-point docking mechanism compatible with corresponding transport cart or platform
- Dolly can be easily uncoupled from transport cart using the ergonomically designed release mechanism built into the push handle
- Solid plastic bumpers on three sides
- 4 swivel casters, 2 with double brake, conductive solid rubber profile, Ø 125 mm, with precision ball bearing
- Autoclavable version available

| MATCHING SHUTTLE RACK | DIMENSIONS | | | ORDER CODE |
|---------------------------|------------|----------|-----------|-------------|
| | WIDTH mm | DEPTH mm | HEIGHT mm | |
| EGSTE3, EGSTE3E60 | 450 | 637 | 945 | UEW***STE3 |
| EGSTE6, EGSTE6E60 | 780 | 637 | 945 | UEW***STE6 |
| EGSTE9, EGSTE9E60, EGISO2 | 1110 | 637 | 945 | UEW***STE9 |
| EGISO1, EGSTE3, EGSTE3E60 | 550 | 637 | 945 | UEW***ISO1 |
| | on request | | | UEW***2-way |

UEWLSTE9



UEWLSTE3




UEWL Series

- UEWL series dolly
- Design like UEW series, but with open frame instead of closed body

| MATCHING SHUTTLE RACK | DIMENSIONS | | | ORDER CODE |
|---------------------------|------------|----------|-----------|-------------|
| | WIDTH mm | DEPTH mm | HEIGHT mm | |
| EGSTE3, EGSTE3E60 | 450 | 652 | 945 | UEWL***STE3 |
| EGSTE6, EGSTE6E60 | 785 | 652 | 945 | UEWL***STE6 |
| EGSTE9, EGSTE9E60, EGISO2 | 1115 | 652 | 945 | UEWL***STE9 |
| EGISO1, EGSTE3, EGSTE3E60 | 550 | 652 | 945 | UEWL***ISO1 |

*** Construction height depends on wheel Ø of the transport cart

SHUTTLE-SYSTEM: PLATFORMS, STAINLESS STEEL



Platforms

- Welded stainless steel body, 1.4301/AISI 304
- With a guidance and anchoring mechanism to accommodate one or two shuttle racks
- With docking mechanism for linking to corresponding dolly
- Front and rear bumpers
- Four conductive height-adjustable feet



Platform 9STE for 2-way system with valance

| MATCHING SHUTTLE RACK | DIMENSIONS | | | ORDER CODE |
|---------------------------|------------|----------|-----------|-------------|
| | WIDTH mm | DEPTH mm | HEIGHT mm | |
| EGSTE3, EGSTE3E60 | 500 | 667 | 308 | PF***STE3 |
| EGSTE3, EGSTE3E60 | 895 | 667 | 308 | PF***2XSTE3 |
| EGSTE6, EGSTE6E60 | 840 | 667 | 308 | PF***STE6 |
| EGSTE9, EGSTE9E60, EGISO2 | 1170 | 667 | 308 | PF***STE9 |
| EGISO1, EGSTE3, EGSTE3E60 | 630 | 667 | 308 | PF***ISO1 |
| EGISO1, EGSTE3, EGSTE3E60 | 1176 | 667 | 308 | PF***2XISO1 |
| EGISO1, EGSTE3, EGSTE3E60 | 1055 | 667 | 308 | PF***ISO2 |
| | on request | | | PF***2-way |

*** Construction height depends on caster Ø of the transport cart

SHUTTLE-SYSTEM: TRANSFER BARRIER CLEAN - UNCLEAN

Transfer barrier clean – unclean

- Stainless steel 1.4301
- For spatial separation of clean and unclean sections



Transfer barrier



Pass-through cabinet unloading shuttle rack



Pass over window

SHUTTLE-SYSTEM: DOCKING STATION FOR STERILIZERS

Docking station for sterilizers

- Stainless steel 1.4301
- For passing over 2-way shuttles from dolly to sterilizer



Sterilizer



Docking a transfer trolley on the sterilizer



Feeding a two-way shuttle rack into the sterilizer



WASTE COLLECTION 07.1

WASTE COLLECTORS [124-130](#)

WASTE BOXES, SHARPS CONTAINERS [131-133](#)

BULK LINEN WASTE TRANSPORT CARTS [134](#)

SORTING OUT RECYCLABLES 07.2

CLOSED RECYCLING COLLECTORS AND ACCESSORIES [135-139](#)

BIN CARRIER haliroll® [140](#)

RECYCLING COLLECTORS [141-143](#)

POLYMER CONTAINERS, ACCESSORIES [144](#)

RECYCLING COLLECTORS haliwert,
MORE ACCESSORIES FOR SORTING OUT RECYCLABLES [145](#)

WASTE COLLECTION 07.1

WASTE COLLECTORS



page 125 ff.

SPRING SHUT WASTE COLLECTOR CLAPPY



page 127 ff.

CLOSED WASTE BINS



page 129 ff.

SHARPS CONTAINERS SEPTOBOX®



page 131

WASTE BOXES halipac®



page 133

BULK LINEN WASTE TRANSPORT CARTS



page 134

WASTE COLLECTORS, MOBILE



MS 265LT, DT 80+80

- Seamless welded frame construction
- 20 mm stainless steel tube construction
- Equipped with hinge to connect lid DT 80 - 88
- Equipped with Hammerlit grip ring HR 2000
- Bottom plate, material ABS
- 4 swivel casters, Ø 75 mm, with precision ball bearing, light gray rubber profile, wheels with threadguards and caster housing zinc-chromated

// OPTIONAL ACCESSORIES

- + Lid with polymer hinge DT 80 - DT 88 (removable without tools)
- + Lid with polymer hinge DT 80 - DT 88 in combination with pedal mechanism LT
- + Lid with polymer hinge DT 80 - DT 88 in combination with pedal mechanism LT and lid damping LTD
- + 4 swivel casters, 2 with brake LS075GS01
- + Conductive casters LL075AS01
- + Caster housing stainless steel LL075GE 01
- + Bumpers SSG31
- + Stainless steel hooks HAKEN



MS 165LT, DT 80



MS 265LT, DT 87+80



+ Lid damping



MS 365LT, DT 83+80+81



MS 465LT, DT 82+83+80+87

| NO. OF GRIP RINGS | 1 | 2 | 3 | 4 | LIDS (PAGE 74) |
|----------------------|-----------|-----------|-----------|-----------|----------------|
| Hinged model | MS 165L | MS 265L | MS 365L | MS 465L | DT 80 - DT 88 |
| With pedal mechanism | MS 165LT | MS 265LT | MS 365LT | MS 465LT | DT 80 - DT 88 |
| With lid damping | MS 165LTD | MS 265LTD | MS 365LTD | MS 465LTD | DT 80 - DT 88 |
| Width, mm | 410 | 670 | 1000 | 1335 | |
| Depth, mm | 480* | 480* | 480* | 480* | |
| Height, mm | 950 | 950 | 950 | 950 | |
| Weight, kg | 6 | 8.5 | 11 | 13 | |

*Models equipped with pedal mechanism have an additional depth of 15 mm.

PUSH HANDLE WASTE COLLECTORS, MOBILE



MS 295LT, DT 80+80

- Seamless welded frame construction
- 22 mm stainless steel tube construction
- Equipped with hinge to connect lid DT 80 - 88
- Equipped with Hammerlit grip ring HR 2000
- Bottom plate, material ABS
- Bumpers SP32
- Stainless steel hooks HAKEN
- 4 swivel casters, 2 with brake, Ø 75 mm, with precision ball bearing, light gray rubber profile, wheels with threadguards and caster housing zinc-chromated

// OPTIONAL ACCESSORIES

- + Lid with polymer hinge DT 80 - DT 88 (removable without tools)
- + Lid with polymer hinge DT 80 - DT 88 in combination with pedal mechanism LT
- + Lid with polymer hinge DT 80 - DT 88 in combination with pedal mechanism LT and lid damping LTD
- + Conductive casters LS075AS05
- + Caster housing stainless steel LS075GE05



MS 195LT, DT 83



MS 295LT, DT 82+80



MS 395LT, DT 84+82+83



MS 495LT, DT 83+82+81+80

„Waste sorting
at a high level!“

| NO. OF GRIP RINGS | 1 | 2 | 3 | 4 | LIDS (PAGE 74) |
|----------------------|-----------|-----------|-----------|-----------|----------------|
| Hinged model | MS 195L | MS 295L | MS 395L | MS 495L | DT 80 - DT 88 |
| With pedal mechanism | MS 195LT | MS 295LT | MS 395LT | MS 495LT | DT 80 - DT 88 |
| With lid damping | MS 195LTD | MS 295LTD | MS 395LTD | MS 495LTD | DT 80 - DT 88 |
| Width, mm | 490 | 750 | 1085 | 1420 | |
| Depth, mm | 500* | 500* | 500* | 500* | |
| Height, mm | 950 | 950 | 950 | 950 | |
| Weight, kg | 7.5 | 10 | 12.5 | 13.5 | |

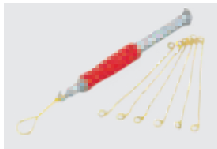
*Models equipped with pedal mechanism have an additional depth of 15 mm.

SPRING SHUT WASTE COLLECTOR CLAPPY, STAINLESS STEEL

This model is a completely new and innovative concept in waste collection. Although it has no lid, it is always closed.



MS 73-03 KF



Wire loops MS 03 are used to secure the waste sacks and are fastened with the drill-binder hand-tool.



+ Fixing clamp MSZ 1 (1 set = 2 pieces)



+ Drill-twister MS 02K



+ Automatic brake



+ Included with bottom plate, light gray, plastic, (shock-resistant ABS)



+ With an additional locking device the collector is fixed in an open position

WALL MOUNTED CLAPPY

This version of the spring shut collector was created especially for wall mount applications. The carrier can be opened by means of the handle or pedal. The frame is made of stainless steel, it's sturdy, easy to clean and disinfect.



// TECHNICAL DESCRIPTION

- + Frame Stainless steel, seamless welded
- + Bottom plate (ABS)
- + Casters Ø 75 mm, precision ball bearing with gray non-marking rubber tread
- + Caster housing Zinc-chromated

! Collectors to be supplied with fixing clamp, please add therefore KF to the order code, e.g. MS 73KF!

| MODEL | 70 LITER | 70 LITER | 40 LITER | 40 LITER | 2 x 70 LITER | 2 x 40 LITER | 20 LITER |
|---|----------|-----------|----------|-----------|--------------|--------------|----------|
| 4 swivel casters, brake | | MS 73 | | MS 43 | | | |
| 4 swivel casters, brake, with locking device | | MS 73-01 | | MS 43-01 | | | |
| 4 swivel casters, brake, with drill-twister | | MS 73-02 | | MS 43-02 | | | |
| 4 swivel casters, brake, with locking device and drill-twister | | MS 73-03 | | MS 43-03 | | | |
| 4 casters, brake, handle | | MS 73H | | MS 43H | MS 732 | MS 432 | |
| 4 casters, brake, handle, with locking device | | MS 73H-01 | | MS 43H-01 | MS 732-01 | MS 432-01 | |
| 4 casters, brake, handle, with drill-twister | | MS 73H-02 | | MS 43H-02 | MS 732-02 | MS 432-02 | |
| 4 casters, brake, handle, with locking device and drill-twister | | MS 73H-03 | | MS 43H-03 | MS 732-03 | MS 432-03 | |
| 2 swivel casters, 2 feet | | MS 75 | | MS 45 | | | MS 35 |
| 4 feet | | | | | | | MS 36 |
| 4 feet with drill-twister | | | | | | | MS 36-02 |
| 2 swivel casters, 2 feet, with drill-twister | | MS 75-02 | | MS 45-02 | | | |
| 4 casters, 2 with brake | | MS 71 | | MS 41 | | | |
| 4 casters, 2 with brake and drill-twister | | MS 71-02 | | MS 41-02 | | | |
| Wall-mounted model | MS 72 | | MS 42 | | | | |
| Wall-mounted model with drill-twister | MS 72-02 | | MS 42-02 | | | | |
| Width (mm) | 585 | 585 | 540 | 585 | 1195 | 1195 | 450 |
| Depth (mm) | 340 | 490 | 340 | 490 | 490 | 490 | 350 |
| Height (mm) | 910 | 975 | 780 | 825 | 975 | 825 | 470 |
| Weight (kg) | 7.5 | 7.5 | 6.5 | 6.5 | 15 | 13 | 3 |
| Grip ring (Width) | 550 | 550 | 475 | 475 | 550 | 475 | 450 |

SPRING SHUT WASTE COLLECTORS CLAPPY, STAINLESS STEEL

2 SWIVEL CASTERS, Ø 75 MM, 2 LEGS



// OPTIONAL ACCESSORIES

+ Push handle for Clappy and Fixing clamp



+ Push handle for clappy (see also page 127)

+ Fixing clamp

4 LEGS

4 SWIVEL CASTERS, Ø 75 MM, AUTOMATIC BRAKE



4 SWIVEL CASTERS, 2 WITH BRAKE, Ø 75 MM



CLOSED WASTE BINS , POWDER COATED STEEL

These waste bins combine efficiency and sturdiness in one esthetic design. They are available in **coated steel and stainless steel**.

Models MSD 107 and MSD 112 are equipped with 2 wheels at the front for **easy moving** when tilted. MSD 104 is only available as a standing model.

The pedal mechanism with **integrated noise reducing lid** damping allows easy and dirt free operation of the lid.

As the inserts are seamless and **tapered**, full bags cannot get jammed in any way. This allows easy removal.

The **flexible stainless steel back** allows bags to be fixed and above all removed with ease. This and the tapered shape of the insert considerably reduces the risk of damaging the bag during removal.

A tapered **stainless steel** insert is available for all three sizes. The sturdy construction of these waste bins, with stainless steel foot pedals, ensures durable, trouble-free usage even when subjected to a maximum of strain.



Housing RAL 7035 light gray + lid powder-coated, DB703 anthracite gray metallic

| WIDTH mm | DEPTH mm | HEIGHT mm | HEIGHT OPEN mm | WHEEL Ø mm | WEIGHT kg | SIZE OF BAGS mm | CAPACITY l | ORDER CODE WITHOUT INSERT | ORDER CODE WITH INSERT |
|-------------|-------------|--------------|-------------------|---------------|--------------|--------------------|---------------|------------------------------|---------------------------|
| 320 | 385 | 620 | 860 | | 7 | 500 x 800 | 40 | MSD 104 | MSD 104/E 104 |
| 370 | 415 | 840 | 1120 | 75 | 10.5 | 575 x 1000 | 70 | MSD 107 | MSD 107/E 107 |
| 370 | 515 | 970 | 1330 | 75 | 13.5 | 700 x 1100 | 120 | MSD 112 | MSD 112/E 112 |



CLOSED WASTE BINS, STAINLESS STEEL

These bins are constructed in the same way as mentioned on page 129 including noise reducing lid damping system.

The outer shell and the inserts are made of high quality stainless steel which makes them **resistant** to cleaning detergents, solvents and disinfectants.

| WIDTH mm | DEPTH mm | HEIGHT mm | HEIGHT OPEN mm | WHEEL Ø mm | WEIGHT kg | SIZE OF BAGS mm | CAPACITY l | ORDER CODE WITHOUT INSERT | ORDER CODE WITH INSERT |
|-------------|-------------|--------------|-------------------|---------------|--------------|--------------------|---------------|------------------------------|---------------------------|
| 320 | 385 | 620 | 860 | | 7.3 | 500 x 800 | 40 | MSED 104 | MSED 104/E 104 |
| 370 | 415 | 840 | 1120 | 75 | 10.6 | 575 x 1000 | 70 | MSED 107 | MSED 107/E 107 |
| 370 | 515 | 970 | 1330 | 75 | 13.5 | 700 x 1100 | 120 | MSED 112 | MSED 112/E 112 |

STEP-ON TRASH CANS

These **step-on trash cans** have the following features:

- Sturdy sheet metal, coated or non-rusting chrome steel
- Quality pedal with a sturdy mechanism
- Durable fire retardant insert, zinc-plated
- Soft-close lid and smooth-running pedal construction



STEP-ON TRASH CANS

| | | | | |
|---|-------------|-------------|-------------|-------------|
| Capacity (l) | 5 | 12 | 20 | 30 |
| Height (mm) | 290 | 400 | 450 | 680 |
| Height, open (mm) | 480 | 640 | 750 | 980 |
| Diameter (mm) | 200 | 250 | 290 | 290 |
| Depth (mm) | 280 | 350 | 400 | 400 |
| Weight (kg) | 1.5 | 2.5 | 3.6 | 5.8 |
| STURDY SHEET METAL, COATED (WHITE) | TE 105 NI | TE 112 NI | TE 120 NI | TE 130 NI |
| NON-RUSTING CHROME STEEL | TE 105 E NI | TE 112 E NI | TE 120 E NI | TE 130 E NI |



MB 2300S

SHARPS CONTAINERS haliboxS

For the collection of all kinds of small disposable waste.

The **haliboxS** have the following features:

- The box is provided with a grip and when empty stackable to save storage space
- Because of the unique closure the box is watertight, including filling mark
- **haliboxS** meets the requirements of TRBA 250 and DIN EN ISO 23907

| CAPACITY l | WIDTH mm | DEPTH mm | HEIGHT mm | PACKING UNIT/ QUANTITY | MATERIAL | ORDER CODE |
|---------------|-------------|-------------|--------------|---------------------------|----------|------------|
| 2.3 | 244 | 106 | 161 | 45 | PP | MB 2300S |



SHARPS CONTAINERS SEPTOBOX®S

The **Septobox®S** serves as a waste container and safety device for the disposal of syringes, cannulas, scalpels, needles, ampoules, etc.

Special protection by **double closing**:

There is a yellow plastic cover on the lid which enables you to open and close the container as needed. Once the box is full, simply press the yellow cover into the lid and the box is sealed permanently and the container can be disposed. Conformity according to TRBA 250 and DIN EN ISO 23907.

ADHESIVE ADAPTER FOR SEPTOBOX®S

MB 3AD

Optional an adhesive adapter for the **Septobox®S** is available, which allows safe mounting on any smooth and clean surface, reducing the risk of falling over.

| Ø LID mm | Ø BASE mm | HEIGHT mm | CAPACITY l | MATERIAL | PACKING UNIT/ QUANTITY | DIMENSIONS FOR PACKING UNITS | | | WEIGHT kg | ORDER CODE |
|-------------|--------------|--------------|---------------|---------------|------------------------------|------------------------------|-------------|--------------|--------------|---------------|
| | | | | | | WIDTH mm | DEPTH mm | HEIGHT mm | | |
| 98 | 79 | 110 | approx. 0.5 | Polypropylene | 170 | 610 | 405 | 420 | approx. 10.7 | MB 305S * |
| 142 | 107 | 150 | approx. 1.5 | Polypropylene | 80 | 610 | 405 | 420 | approx. 13.7 | MB 315S * |
| 142 | 107 | 190 | approx. 2.0 | Polypropylene | 65 | 610 | 405 | 420 | approx. 11.8 | MB 320S |
| 142 | 107 | 246 | approx. 2.5 | Polypropylene | 45 | 610 | 405 | 420 | approx. 10.3 | MB 325S |
| 230 | 190 | 190 | approx. 6.0 | Polypropylene | 50 | 650 | 650 | 640 | approx. 13.8 | MB 360S * |

* besides TRBA 250 and DIN EN ISO 23907 also UN-approved

SYRINGE SECURITY TRAY halitab®

Medical professionals are subject to the risk of incidents during and after injecting. **Reduce the risk of puncture injuries by using the halitab® security tray.**



HT 5



HT 10

After injection, the used needle is secured by placing it into the protective cap **by only using one hand.**

In this way the risk of injury is reduced during the injection process, and afterwards whilst disposing the used syringes.

| DIMENSIONS | | | PACKING UNIT/ QUANTITY | ORDER CODE |
|-------------|-------------|--------------|------------------------------|------------|
| WIDTH mm | DEPTH mm | HEIGHT mm | | |
| 260 | 190 | 21 | 10 | HT 5 |
| 400 | 290 | 21 | 10 | HT 10 |

// TECHNICAL DESCRIPTION

- + Material ABS
- + Color Yellow, RAL 1016
- + Surface Smooth and jointless





SHARPS CONTAINERS SEPTOBOX®SAFE

The sharps container **Septobox®SAFE** is a stronger version of the **Septobox®S** and UN-certified.

All boxes can be fixed safely with the table adapter **MB3AD**.

// TECHNICAL DESCRIPTION

- + The lid opening can be extended step by step by breaking out the flaps, and so the lid opening has a variable use (except models MB 302SAFE and MB 307SAFE)
- + The universal pull-off/twist-off device is suitable for most common cannulas and insulin syringes
- + The minimum thickness of material at each spot (box and lid) is 1.7 mm
- + **Septobox®SAFE** meets the requirements of TRBA 250 and DIN EN ISO 23907

| CAPACITY l | PACKING UNIT/ QUANTITY | MATERIAL | ORDER CODE |
|---------------|---------------------------|----------|------------|
| 0.2 | 110 | PP | MB302SAFE |
| 0.7 | 170 | PP | MB307SAFE |
| 1.6 | 110 | PP | MB316SAFE |
| 2.0 | 80 | PP | MB320SAFE |
| 3.1 | 50 | PP | MB331SAFE |



SHARPS CONTAINERS SEPTOBOX®SAFE EUROMATIC

Septobox®Euromatic is ideal for the collection of small waste like disposable pipettes, blood tubes, scalpels, used cannulae, disposable syringes and broken glass.

One-Hand-Operation: lid opens automatically with one finger tip. For daily use it can be opened and closed for each disposal.

All boxes can be fixed safely with the table adapter **MB3AD**.

// TECHNICAL DESCRIPTION

- + Grip on the side
- + Minimum material thickness 1.7 mm at each spot (box and lid)
- + Final closure is visible when top grip is in upright position
- + **Septobox®SAFE Euromatic** meets the requirements of TRBA 250, DIN EN ISO 23907 and UN

| CAPACITY l | PACKING UNIT/ QUANTITY | MATERIAL | ORDER CODE |
|---------------|---------------------------|----------|-------------|
| 3.3 | 55 | PP | MB330SAFEEM |
| 4.4 | 50 | PP | MB340SAFEEM |
| 6.0 | 40 | PP | MB360SAFEEM |
| 7.0 | 34 | PP | MB370SAFEEM |

WASTE BOX halipac®

According to the German directive of hospital hygiene and infection prevention, hospital waste as part of **category AS180103 (previous category C)** has to be disinfected or burned.

Containing: Waste from neonatology, diagnostics, prevention and treatment of human diseases.

All sorts of waste, of which collection and disposal is asking for special safety regulations related to infection prevention, have to be collected at the source in a humidity- and leakage resistant container, not able to be torn, and in a special for this application designed safe packaging, without re-packing or sorting, transported to a central waste collection location.



halipac® is available in three models with different plastic liners:

- **HP 40** Normal polyethylene bag, suitable for **incineration** (gauge: 0.12 mm)
- **HP 41** Polypropylene bag, temperature-resistant, **for disinfection** in a vacuum steam sterilizer, in accordance with the disinfectant list of the BGA, German Health Authority (max. temp. 134° C, gauge: 0.08 mm) drawn in special cardboard (1200 g/m²)
- As **economic alternative** to halipac® HP 40 and HP 41 we recommend **HP 50** with 0.12 mm polyethylene liner inserted in a corrugated cardboard box. Compared to HP 40 and HP 41 halipac® HP 50 doesn't reach the same high level of resistance against impact from outside moisture.

| DIMENSIONS | | | CONTENT l | MATERIAL | SUITABLE FOR | WEIGHT kg | PACKING UNIT/ QUANTITY | ORDER CODE |
|-------------|-------------|--------------|--------------|----------------------|-----------------|--------------|------------------------------|---------------|
| WIDTH mm | DEPTH mm | HEIGHT mm | | | | | | |
| 300 | 300 | 500 | 40 | Solid cardboard | Incineration | 1.5 | 10 | HP 40 |
| 300 | 300 | 500 | 40 | Solid cardboard | Disinfection | 1.5 | 10 | HP 41 |
| 300 | 300 | 500 | 40 | Corrugated cardboard | Incineration | 0.8 | 10 | HP 50 |

halipac® TROLLEYS



HP 40+HF 3LT+DT 64



HP 41+HF 2



HP 40+HF 3LT+DT64

// TECHNICAL DESCRIPTION

- + halipac®-Trolley
Stainless steel
- + Casters 4 swivel casters, Ø 50 mm

// TECHNICAL DESCRIPTION

- + halipac®-Trolley incl. foot pedal mechanism
Stainless steel
- + Casters 4 swivel casters, Ø 75 mm

| MODEL | DIMENSIONS | | | ORDER CODE |
|--------------------------------------|-------------|-------------|--------------|-----------------------|
| | WIDTH mm | DEPTH mm | HEIGHT mm | |
| Without pedal mechanism | 325 | 315 | 585* | HF 2 |
| With pedal mechanism | 390 | 475 | 690** | HF 3LT |
| With pedal mechanism and lid damping | 390 | 475 | 690** | HF 3LTD |
| Hinged lid | | | | DT 60-68 (s. page 74) |

*Height incl. halipac® **Height incl. lid and halipac®

BULK LINEN WASTE TRANSPORT CARTS, ALUMINUM ANODIZED

Bags filled with soiled laundry, especially those from operation rooms and Intensive Care Units, as well as waste bags, should only be transported in **closed containers**. Our models **TBA 56 E** and **TBA 66 E** made of anodized aluminum have been especially designed for this application.

These carts all have hinged lids which open lengthwise. Two handles are mounted at the cart to allow easy maneuvering. Models **TBA 56 SG** and **TBA 66 SG** have an additionally reinforced bottom frame and **wrap-around bumpers**, which ensure extra stability and a long life in the field.

For models **TBA 56 E** and **TBA 56 SG**, the front wall consists of three sections, which can be folded down as shown in the pictures above. This reduces the height that material needs to be lifted into the cart to only 680 mm from the floor. This container has a loading capacity of 6 to 8 full 70 liter transport bags and a load rating of 180 kg. A drainage faucet and a push handle are also standard equipment.



TBA 56 E

*„Both carts are available
in-and-excluding protection bumpers!“*



TBA 56 SG



TBA 66 E



TBA 66 SG

Container models **TBA 66 E** and **TBA 66 SG**, come standard with a bi-sectional, collapsible front wall. When this front wall is folded down, the loading height of the cart is reduced to 840 mm. A drainage faucet at the bottom of the cart and a push handle on the side where the swivel casters are located are also standard equipment. Carts have a loading capacity of 10 to 12 70 liter bags and a load rating of 180 kg.

| APPROX. INTERIOR DIMENSIONS | | | APPROX. EXTERIOR DIMENSIONS | | | CASTER CONFIGURATION | CASTER Ø mm | WEIGHT kg | ORDER CODE ANODIZED |
|-----------------------------|----------|-----------|-----------------------------|----------|-----------|----------------------|-------------|-----------|---------------------|
| WIDTH mm | DEPTH mm | HEIGHT mm | WIDTH mm | DEPTH mm | HEIGHT mm | | | | |
| 990 | 600 | 1190 | 1070 | 654 | 1432 | 2+2 | 160 | 42 | TBA 56 E |
| 990 | 600 | 1190 | 1100 | 654 | 1432 | 2+2 | 160 | 50 | TBA 56 SG |
| 1300 | 700 | 1100 | 1370 | 760 | 1372 | 2+2 | 160 | 50 | TBA 66 E |
| 1300 | 700 | 1100 | 1400 | 760 | 1372 | 2+2 | 160 | 65 | TBA 66 SG |

! Open transport carts see pages 81-82!



**SORTING OUT
RECYCLABLES 07.2**

CLOSED RECYCLING COLLECTORS



page 136 ff.

CLOSED WASTE COLLECTORS WITH FOOT PEDAL LIDS



page 138

RECYCLING BINS AND LIDS



page 139

RECYCLING COLLECTORS halinorm®



page 141

RECYCLING COLLECTORS STRAUBING PLUS



page 142 ff.

POLYMER CONTAINERS



page 144

CLOSED RECYCLING COLLECTORS WSLK



WSLK 440



WSLK 330AC7



WSLK 330-124

Smooth, **easy to clean front panels** and seamless body are just some of the features this series of collectors has to offer. These carts are equipped with tilt-out bins that can be opened by using the foot pedal at the bottom.

The individual recycling bins are removable through the rear of the cart and have an approximate capacity of 50 liters (see page 139).

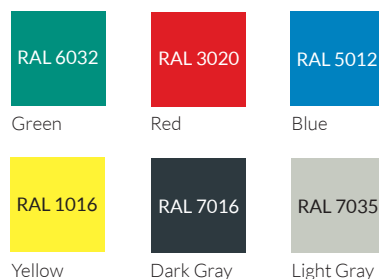
The open bottom construction minimizes the soiling of the collector due to incorrect waste insertion. The carts are available in different designs to meet individual requirements: As standard the body of the cart is made of stainless steel. Bins are not included. The bow handles are galvanized and powder-coated. Optional colored front panels are available on request.

The plain-colored versions of these collectors are made of Aluminum with polymer handles and the standard color is pure white (RAL 9010). In addition, the **WSLK** collector is also available in **powder-coated sheet metal** (entire unit in light gray color).

// TECHNICAL DESCRIPTION

- + **Casters** 4 swivel casters, 2 with double brake, Ø 75 mm, with precision ball bearing
- + **Tread** Gray rubber profile
- + **Caster housing** Zinc-chromated
- + **Bow handle** PXTK EF (Stainless steel look)

// FRONT COLORS OPTIONAL



// BOW HANDLES COLORS OPTIONAL



! The table provides an overview of the different order codes!
Matching bins WSB 5000–WSB 5008 please order separately (see page 139).

| DESIGN | DIMENSIONS WIDTH mm | DEPTH mm | HEIGHT mm | STAINLESS STEEL | STAINLESS STEEL FRONT PANELS COLOR-CODED (RAL) | STEEL POWDER-COATED** | ALUMINUM LIGHT GRAY | ALUMINUM COLOR-CODED (RAL) | STAINLESS STEEL FIRE-RETARDANT VERSION |
|---------------------|------------------------|----------|-----------|-----------------|--|-----------------------|---------------------|----------------------------|--|
| Single collector | 390 | 550 | 785 | WSLK 110 | WSLK 110 + FC* | | WSLK 110 A | WSLK 110 A + FC* | WSLK 110 F |
| Double collector | 730 | 550 | 785 | WSLK 220 | WSLK 220 + FC* | WSLK 220TPB | WSLK 220 A | WSLK 220 A + FC* | WSLK 220 F |
| Triple collector | 1070 | 550 | 785 | WSLK 330 | WSLK 330 + FC* | WSLK 330TPB | WSLK 330 A | WSLK 330 A + FC* | WSLK 330 F |
| Quadruple collector | 1410 | 550 | 785 | WSLK 440 | WSLK 440 + FC* | | WSLK 440 A | WSLK 440 A + FC* | WSLK 440 F |

*Colorcode **Color according to RAL 7035, surfaces smooth/shiny.

CLOSED RECYCLING COLLECTORS WSLK

„Customized solutions like the model WSLK 333 are possible at any time!“



WSLK 333

WSLK 220F

! Please consult your Hammerlit Distributor!

// INFORMATION

All models are also available in a fire-retardant version with a closed bottom and rear panel. The rear panel adds an extra of approx. 30 mm to the overall depth of the unit and approx. 25 mm to the height.



| DESIGN | DIMENSIONS | | | STAINLESS STEEL | STAINLESS STEEL FIRE-RETARDANT VERSION |
|------------------|------------|----------|-----------|-----------------|--|
| | WIDTH mm | DEPTH mm | HEIGHT mm | | |
| Double collector | 730 | 580 | 785 | | WSLK 220F |
| Triple collector | 1090 | 550 | 1070 | WSLK 333 | |

CLOSED RECYCLING COLLECTORS WSLQ



WSLQ 220

Another version of the closed recycling collector with tilt-out bins is our model **WSLQ**.

This collector, which is specially designed for **narrow spaces**, has a **depth of only 400 mm**.

The bins are removable through the front panels of the cart via a new second angle of the opening mechanism.

Lift pedal before opening and reach second angle to remove bin easily (Patent DBP DE 100 04 057).



WSLQ 220

+ Bins easy removable through front panels


| DESIGN | DIMENSIONS | | | ORDER CODE |
|------------------|------------|----------|-----------|------------|
| | WIDTH mm | DEPTH mm | HEIGHT mm | |
| Single collector | 540 | 400 | 785 | WSLQ 110 |
| Double collector | 1050 | 400 | 785 | WSLQ 220 |
| Triple collector | 1535 | 400 | 785 | WSLQ 330 |

Matching bins WSB 5000–WSB 5008 please order separately (see page 139).

CLOSED WASTE COLLECTORS WITH FOOT PEDAL LIDS



WSLT 110



+ A footpedal to open the lid!

These closed waste collectors are equipped with **pedal operated lids**.

For emptying bins or sorting bags, the front door can be pulled out like a drawer. These collectors are equipped with **noise absorbing lid damping**.

On request, the front doors and/or handles are available in a colored, coated design at an additional charge. (RAL color)

// TECHNICAL DESCRIPTION

- + **Material** Stainless steel
- + **Casters** 4 swivel casters, 2 with double brake, Ø 75 mm, with precision ball bearing
- + **Tread** Gray rubber profile
- + **Caster housing** Zinc-chromated



WSLT 202



WSLT 110+WSB 5001



WSLT 101

! Collector depth with pulled out sorting bin is 950 mm.
For combined collectors, the bins are mounted on the outside(s).

| DESIGN | NO. OF 50-LITER-BINS* | NO. OF 70-LITER-BAGS | DIMENSIONS | | | ORDER CODE |
|---------------------|-----------------------|----------------------|------------|----------|------------|------------|
| | | | WIDTH mm | DEPTH mm | HEIGHT mm | |
| Single collector | 0 | 1 | 430 | 550 | 850 (1275) | WSLT 101 |
| | 1 | 0 | | | | WSLT 110 |
| Double collector | 0 | 2 | 825 | 550 | 850 (1275) | WSLT 202 |
| | 1 | 1 | | | | WSLT 211 |
| | 2 | 0 | | | | WSLT 220 |
| Triple collector | 0 | 3 | 1200 | 550 | 850 (1275) | WSLT 303 |
| | 1 | 2 | | | | WSLT 312 |
| | 2 | 1 | | | | WSLT 321 |
| | 3 | 0 | | | | WSLT 330 |
| Quadruple collector | 0 | 4 | 1575 | 550 | 850 (1275) | WSLT 404 |
| | 1 | 3 | | | | WSLT 413 |
| | 2 | 2 | | | | WSLT 422 |
| | 3 | 1 | | | | WSLT 431 |
| | 4 | 0 | | | | WSLT 440 |

*Matching bins WSB 5000–WSB 5008 please order separately (see page 139).

RECYCLING BINS AND LIDS



RECYCLING BINS (50 L)

This line of bins was specially developed for the **Hammerlit waste management system**. This system encompasses in-house transport and waste sorting. The bins are **easily cleanable in any facility**.

// SPECIAL FEATURES

- + Sturdy integrated handles
- + 2 additional integrated handles at the bottom of the bin to facilitate emptying.
- + Integrated molds to accommodate our slide system (see page 142).
- + Drainage holes on edges and handles
- + Stackable, both with and without lids
- + **Material** Polypropylene
- + **Dimensions** 305 x 445 x 515 mm (W x D x H)



LIDS

We recommend that all bins should have lids. The Hammerlit lid is made of shock-resistant antistatic polymer (ABS). The integrated handle is easy to clean and allows ergonomic handling.


Lids are available in the following two versions:



- + **Lids with integrated hook (D 60-D 68)**
The inside of the lid is equipped with a hook to allow the lid to be hanged on the bin when opened.



Unlike other similar lids in the industry, the Hammerlit lids are equipped with an **overload security device**, which prevents the hinge from breaking under stress.



- + **Lids with integrated hinge (DT 60-DT 68)**
This **Hammerlit lid version** is equipped with an integrated on-piece molded hinge. This eliminates spaces in which dirt can accumulate.


| COLOR | ORDER CODE BIN | ORDER CODE LID | ORDER CODE HINGED LID | ORDER CODE BIN WITH HINGED LID |
|--------|----------------|----------------|-----------------------|--------------------------------|
| white | WSB 5000 | D 60 | DT 60 | WSB 5060 |
| green | WSB 5001 | D 61 | DT 61 | WSB 5061 |
| blue | WSB 5002 | D 62 | DT 62 | WSB 5062 |
| red | WSB 5003 | D 63 | DT 63 | WSB 5063 |
| yellow | WSB 5004 | D 64 | DT 64 | WSB 5064 |
| brown | WSB 5005 | D 65 | DT 65 | WSB 5065 |
| gray | WSB 5007 | D 67 | DT 67 | WSB 5067 |
| black | WSB 5008 | D 68 | DT 68 | WSB 5068 |

! For optimum hygiene, we recommend the bins to be used with our transparent plastic bags (order number P50) (see page 145), if the bins are not washed during each cycle!

BIN CARRIER haliroll®, STAINLESS STEEL



WSR 531



WSR 532



2x WSR 532 coupled

- With the haliroll bin carrier the Hammerlit recycling bins can be used as independent, **mobile collecting units**. The carriers can be joined together to make various units. This combination – consisting of bins and haliroll carriers – makes it possible to easily assemble a **practical collecting unit**. No tools or screws are needed to join the carriers.
- The construction enables one carrier to simply be hitched to another one.
- The **bin carrier** is made of **stainless steel wire**, extremely strong and easy to clean. It is equipped with four swivel casters, 2 with brake, Ø 50 mm, gray rubber profile and galvanized chrome-plated caster housings.

// INFORMATION

Each haliroll® bin carrier has a storage slot on the side to hold a lid. The stop casters are on the front.



WSR 531, WSB 5000, D 60



WSR 532, WSB 5001/5002, D 61+62



WSR 533, WSB 5001/5002/5000, D 61+62+60

! Polymer bins and lids see page 139, labels on page 144, plastic bags P 50 on page 145.

| CONSTRUCTION | DIMENSIONS | | | ORDER CODE |
|------------------------------|-------------|-------------|--------------|------------|
| | WIDTH mm | DEPTH mm | HEIGHT mm | |
| Single carrier, without bins | 370 | 340 | 185 | WSR 531 |
| Double carrier, without bins | 670 | 340 | 185 | WSR 532 |
| Triple carrier, without bins | 995 | 340 | 185 | WSR 533 |

Bin carriers with pedal mechanism to accommodate 1, 2, 3 or even 4 series 5000 WSB bins (see also page 139).

// TECHNICAL DESCRIPTION

- + **Material** Stainless steel
- + **Casters** 4 swivel casters, 2 with brake, Ø 75 mm, with precision ball bearing
- + **Tread** Gray, non-marking rubber profile
- + **Caster housing** Zinc-chromated



WSBF 1LT+WSB 5003+DT63

| CONSTRUCTION | DIMENSIONS | | | ORDER CODE | ORDER CODE WITH LID DAMPING |
|---------------------|-------------|-------------|--------------|------------|-----------------------------|
| | WIDTH mm | DEPTH mm | HEIGHT mm | | |
| Single collector | 400 | 500 | 720 | WSBF 1LT | WSBF 1LTD |
| Double collector | 765 | 500 | 720 | WSBF 2LT | WSBF 2LTD |
| Triple collector | 1115 | 500 | 720 | WSBF 3LT | WSBF 3LTD |
| Quadruple collector | 1465 | 500 | 720 | WSBF 4LT | WSBF 4LTD |

Please order lids and recycling bins separately!

RECYCLING COLLECTORS halinorm®



WSN 1300



WSN 1400



WSN 1500

- The basic models of the halinorm® series differ in size and the number of containers
- Two (300 x 400 mm) containers can be used instead of one (600 x 400 mm) container
- 4 swivel casters, 2 with double brake



WSN 2100



WSN 2200



WSN 2300



WSN 2400



WSN 2500



WSN 4100



WSN 4200



WSN 4300



WSN 4400



WSN 4500

// INFORMATION

All containers have to be ordered separately.
 The labels and containers shown in the illustration are not included with the collectors (see page 144 for label ordering information).
 When placing an order, please specify the color of the containers.

„Standard models are equipped with upper frames and cover plates.“

| CONTAINER DIMENSIONS mm | DIMENSIONS OF COLLECTOR | | | NO. OF POLYMER CONTAINERS | | ORDER CODE |
|---------------------------------------|-------------------------|----------|-----------|---------------------------|---------------|------------|
| | WIDTH mm | DEPTH mm | HEIGHT mm | HEIGHT 325 mm | HEIGHT 220 mm | |
| Size 1 300 x 400 | 390 | 455 | 1160 | 1x WSNK 343* | 2x WSNK 342* | WSN 1300 |
| | 390 | 455 | 1070 | | 3x WSNK 342* | WSN 1400 |
| | 390 | 455 | 1025 | 2x WSNK 343* | | WSN 1500 |
| Size 2 400 x 600 | 490 | 645 | 1370 | 3x WSNK 463* | | WSN 2100 |
| | 490 | 645 | 1270 | 2x WSNK 463* | 1x WSNK 462* | WSN 2200 |
| | 490 | 645 | 1160 | 1x WSNK 463* | 2x WSNK 462* | WSN 2300 |
| | 490 | 645 | 1070 | | 3x WSNK 462* | WSN 2400 |
| | 490 | 645 | 1025 | 2x WSNK 463* | | WSN 2500 |
| Size 3 2x 300 x 400 (not shown) | 700 | 455 | 1370 | 6x WSNK 343* | | WSN 3100 |
| | 700 | 455 | 1270 | 4x WSNK 343* | 2x WSNK 342* | WSN 3200 |
| | 700 | 455 | 1160 | 2x WSNK 343* | 4x WSNK 342* | WSN 3300 |
| | 700 | 455 | 1070 | | 6x WSNK 342* | WSN 3400 |
| | 700 | 455 | 1025 | 4x WSNK 343* | | WSN 3500 |
| Size 4 2x 400 x 600 | 895 | 645 | 1370 | 6x WSNK 463* | | WSN 4100 |
| | 895 | 645 | 1270 | 4x WSNK 463* | 2x WSNK 462* | WSN 4200 |
| | 895 | 645 | 1160 | 2x WSNK 463* | 4x WSNK 462* | WSN 4300 |
| | 895 | 645 | 1070 | | 6x WSNK 462* | WSN 4400 |
| | 895 | 645 | 1025 | 4x WSNK 463* | | WSN 4500 |

Please replace * by colorcode 0 to 7 (see page 144).

RECYCLING COLLECTORS STRAUBING PLUS, STAINLESS STEEL



The **Straubing plus** series offers a variety of possibilities.

These carts are available from single up to quadruple wide units. Every unit has slides to accommodate one 50 liter bin.

An optional grip ring assembly for holding bags and nets can also be added to any bay. These assemblies are equipped with hinged lids and the Hammerlit HR 2000 grip ring. Since these assemblies can be added and removed easily, the units can be re-configured at will to suit your changing needs.

Bag and net holder assemblies are also available for mounting on the front side of the units.

As an option, the carts can be equipped with an optional **foot pedal mechanism and lid damping** (cf. page 64).

- All models consist of stainless steel frames, 4 swivel casters, 2 with brake, Ø 75 mm, precision ball bearing, gray rubber profile and corner bumpers

// INFORMATION

Matching lids, containers, bins and adhesive labels for lids see page 139 and 144. Please order separately!

BOTTOM PLATES*

The collectors shown in the above table are without bottom plate. All collectors are also available with a removable antistatic white bottom plate (ABS).



*Bottom plates not available in combination with pedal mechanism.

| DESIGN | DIMENSIONS | | | ORDER CODE WITH NUMBER OF POLYMER BINS | | | | | ORDER CODE BOTTOM PAN |
|-----------------------------|------------|----------|-----------------|--|---------|---------|---------|---------|-----------------------|
| | WIDTH mm | DEPTH mm | TOTAL HEIGHT mm | WITHOUT | ONE | TWO | THREE | FOUR | |
| Single collector | 515 | 490 | 940* | WSP 100 | WSP 110 | | | | PWS 100 |
| Wall-mounted collector | 450 | 380 | 290 | WSP 109 | WSP 119 | | | | |
| Double collector | 850 | 490 | 940* | WSP 200 | WSP 210 | WSP 220 | | | PWS 200 |
| Triple collector | 1190 | 490 | 940* | WSP 300 | WSP 310 | WSP 320 | WSP 330 | | PWS 300 |
| Quadruple collector, linear | 1530 | 490 | 940* | WSP 400 | WSP 410 | WSP 420 | WSP 430 | WSP 440 | PWS 400 |
| Fivefold collector | 1880 | 490 | 940* | WSP 500 | WSP 510 | WSP 520 | WSP 530 | WSP 540 | PWS 400 |
| Sixfold collector | 2210 | 490 | 960** | WSP 600 | WSP 610 | WSP 620 | WSP 630 | WSP 640 | PWS 400 |

*Height incl. push handle: 870 mm; **Height incl. push handle: 890 mm

■ Lids and bins see page 139! Please order separately!

RECYCLING COLLECTORS STRAUBING PLUS, STAINLESS STEEL



Added versatility to the **Straubing plus** line can be achieved by combining it with our WSA collectors as shown below.

All versions of the Straubing plus collector can be equipped with this add-on unit at each side.

| MODEL | ORDER CODE |
|---|------------|
| Add-on collector unit for 1 container WSNK 341, WSNK 342, WSNK 343 | WSA 13 |

+ Add-on collector unit WSA 13

! Lids and bins see page 139! Please order separately!



+ Cut-out openings

Every bay of the **Straubing plus** collector is covered by a **hinged lid**. These are available in a wide range of colors (see page 74). Please order the lids separately.

The lids are **easily cleanable** due to their smooth surface. All lids can also be ordered **with cut-out openings** in **circular or oval** shape, to accommodate specific types of waste.

These cut-out openings offer the following advantages:

- The lid does not have to be lifted to dispose of items
- The opening has the approximate shape and size of the goods to be disposed of (e.g. oval for paper and round for bottles), in addition to the color coding and labeling of the lids, this provides extra security for efficient waste sorting

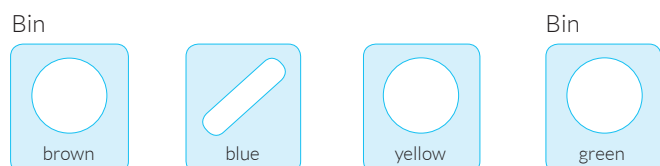
For some types of waste, for example flowers or miscellaneous waste, a cut-out opening of this kind is neither recommended nor practical. For such applications, we recommend a hinged lid without opening.

The number of grip rings is calculated by deducting the number of bins from the total number of bays. E.g. the fivefold collector with two bins has 3 grip rings.

! Please remember to specify in your order:

- Colors of lids
- Shape of opening
- Arrangement of lids
- Colors of containers

We recommend to include a small diagram (e.g. **Quadruple collector WSP 420**)





POLYMER CONTAINERS

POLYMER CONTAINERS FOR halinorm® SYSTEM AND FOR STRAUBING PLUS

Five different sizes of containers are available in a variety of heights, widths and depths.

There is also a choice of **6 colors** and adhesive labels available for different categories of waste.

Matching lids for polymer containers are available in a gray color:

Loose lid 300 x 400 mm: **WSND34**, hinged lid **WSND34S**

Loose lid 400 x 600 mm: **WSND46**, hinged lid **WSND46S**

| DIMENSIONS | | | | ORDER CODE FOR EACH COLOR | | | | | | |
|-------------|-------------|--------------|---------------|---------------------------|--------------|-------------|------------|---------------|-------------|--|
| WIDTH mm | DEPTH mm | HEIGHT mm | CAPACITY l | WHITE (0) | GREEN (1) | BLUE (2) | RED (3) | YELLOW (4) | GRAY (7) | |
| 300 | 400 | 125 | 12 | | | | | | WSNK 3417 | |
| 300 | 400 | 220 | 21 | WSNK 3420 | WSNK 3421 | WSNK 3422 | WSNK 3423 | WSNK 3424 | WSNK 3427 | |
| 300 | 400 | 325 | 31 | WSNK 3430 | WSNK 3431 | WSNK 3432 | WSNK 3433 | WSNK 3434 | WSNK 3437 | |
| 400 | 600 | 220 | 45 | WSNK 4620 | WSNK 4621 | WSNK 4622 | WSNK 4623 | WSNK 4624 | WSNK 4627 | |
| 400 | 600 | 325 | 66 | WSNK 4630 | WSNK 4631 | WSNK 4632 | WSNK 4633 | WSNK 4634 | WSNK 4637 | |

ADHESIVE LABELS Size 160 x 40 mm, adhesive.

| COLOR | TEXT | ORDER CODE |
|-------|---------------|------------|
| white | Glass | EKN 10 |
| white | Brown glass | EKN 11 |
| white | Green glass | EKN 12 |
| white | Clear glass | EKN 13 |
| white | Colored glass | EKN 14 |
| white | Plastic | EKN 20 |
| white | Foils | EKN 21 |
| white | Metal | EKN 30 |
| white | Refundables | EKN 39 |

| COLOR | TEXT | ORDER CODE |
|-------|----------------|------------|
| white | Aluminum | EKN 31 |
| white | Misc. waste | EKN 40 |
| white | Flowers | EKN 41 |
| white | Paper | EKN 42 |
| white | I. V. bags | EKN 19 |
| white | Biodegradables | EKN 45 |
| white | Waste | EKN 43 |
| white | Compost | EKN 48 |
| white | Batteries | EKN 38 |

| COLOR | TEXT | ORDER CODE |
|---------|----------------|------------|
| green | Glass | EKN 101 |
| blue | Paper | EKN 422 |
| yellow | Plastic | EKN 204 |
| brown | Biodegradables | EKN 455 |
| gray | Misc. waste | EKN 407 |
| white | Green point | EKN DSD |
| white Ø | Green point | EKB DSD |

! Custom labeling available

DOLLY FRAMES, STAINLESS STEEL

WSN 146+WSNK 4630



WSN 234+WSNK 3420



Stainless steel dolly frames for easy transport of WSNK polymer containers (see above).

// TECHNICAL DESCRIPTION

- + Casters 4 swivel casters, 2 with double brake, Ø 75 mm, gray rubber profile
- + Caster housing Zinc-chromated

| DOLLY FRAMES SUITABLE FOR POLYMER CONTAINERS | ORDER CODE FOR 1 CONTAINER | 1 CONTAINER WIDTH mm | ORDER CODE FOR 2 CONTAINERS | 2 CONTAINER WIDTH mm | ORDER CODE FOR 3 CONTAINERS | 3 CONTAINER WIDTH mm | DEPTH mm | HEIGHT* mm |
|--|----------------------------|----------------------|-----------------------------|----------------------|-----------------------------|----------------------|----------|------------|
| WSNK 342 or WSNK 343 | WSN 134 | 310 | WSN 234 | 620 | WSN 334 | 930 | 410 | 140 |
| WSNK 462 or WSNK 463 | WSN 146 | 410 | WSN 246 | 820 | WSN 346 | 1230 | 610 | 140 |

*Without container Containers see above

RECYCLING COLLECTORS haliwert, STAINLESS STEEL



// TECHNICAL DESCRIPTION


- + **Frame** Collector carrier
- + **Casters** 4 swivel casters, Ø 50 mm, gray rubber profile
- + **Caster housing** Zinc-chromated

// INFORMATION


Delivery without labels. Please order separately. (see page 144)

| BINS CAP. OF BINS l | NO. OF BINS | DIMENSIONS | | | HEIGHT WITHOUT LID mm | HEIGHT WITH LID mm | HEIGHT OPEN LID mm | BINS AND LIDS WHITE | | BINS AND LIDS LIGHT GRAY | |
|---------------------|-------------|------------|----------|-------------------------------|-----------------------|--------------------|--------------------|----------------------------|-------------------------------|----------------------------|------------|
| | | WIDTH mm | DEPTH mm | ORDER CODE WITHOUT HINGED LID | | | | ORDER CODE WITH HINGED LID | ORDER CODE WITHOUT HINGED LID | ORDER CODE WITH HINGED LID | |
| 9 | 2 | 410 | | | | | | HLW 920 F | HLW 921 F | HLW 9207 F | HLW 9217 F |
| | 3 | 550 | 365 | 385 | 425 | 600 | | HLW 930 F | HLW 931 F | HLW 9307 F | HLW 9317 F |
| | 4 | 740 | | | | | | HLW 940 F | HLW 941 F | HLW 9407 F | HLW 9417 F |
| 14 | 2 | 450 | | | | | | HLW 20 F | HLW 21 F | HLW 207 F | HLW 217 F |
| | 3 | 630 | 390 | 455 | 505 | 700 | | HLW 30 F | HLW 31 F | HLW 307 F | HLW 317 F |
| | 4 | 840 | | | | | | HLW 40 F | HLW 41 F | HLW 407 F | HLW 417 F |
| 9 | 1 | 170 | 275 | 265 | 315 | 475 | | WSB 5090H | WSB 5190H | WSB 5097H | WSB 5197H |
| 14 | 1 | 200 | 325 | 330 | 390 | 585 | | WSB 4040H | WSB 4140H | WSB 4047H | WSB 4147H |

| ALTERNATIVE BINS CAP. OF BINS l | NO. OF BINS | DIMENSIONS | | | HEIGHT WITHOUT LID mm | HEIGHT WITH LID mm | HEIGHT OPEN LID mm | BINS AND LIDS WHITE | | BINS AND LIDS LIGHT GRAY | |
|---------------------------------|-------------|------------|----------|-------------------------------|-----------------------|--------------------|--------------------|----------------------------|-------------------------------|----------------------------|-----------|
| | | WIDTH mm | DEPTH mm | ORDER CODE WITHOUT HINGED LID | | | | ORDER CODE WITH HINGED LID | ORDER CODE WITHOUT HINGED LID | ORDER CODE WITH HINGED LID | |
| 9 | 1 | 170 | 275 | 265 | 315 | 475 | | WSB 5090H | WSB 5190H | WSB 5097H | WSB 5197H |
| 14 | 1 | 200 | 325 | 330 | 390 | 585 | | WSB 4040H | WSB 4140H | WSB 4047H | WSB 4147H |



Plastic bags




Drill-twister MS 02K
Wire loops MS 03

ACCESSORIES FOR SORTING OUT RECYCLING MATERIAL

PLASTIC BAGS - POLYETHYLENE, COVERED COLORING

| SIZE WIDTH x DEPTH mm | GAUGE mm | UNIT/ Pckg. | ORDER CODE FOR EACH COLOR | | | | | | | |
|-----------------------|----------|-------------|--|------|---------|--------|-------|------|-------|------|
| | | | GREEN | BLUE | RED | YELLOW | BROWN | GRAY | BLACK | |
| 450 x 500 | 0.04 | 1000 | P 2 BLAU | | | | | | | |
| 400 x 600 | 0.06 | 500 | P 3 BLAU | | | | | | | |
| 500 x 800 | 0.06 | 250 | P 4 BLAU | | P 4 ROT | | | | | |
| 580 x 1000 | 0.06 | 250 | P 12 BLAU | | | | | | | |
| 600 x 1000 | 0.05 | 250 | P 71 | P 72 | P 73 | P 74 | P 75 | P 77 | P 78 | |
| 700 x 1100 | 0.06 | 250 | P 20 BLAU | | | | | | | |
| 630 x 800 | 0.02 | 720 | transparent for WSB 5000 ff | | | | | | | P 50 |
| 600 x 1000 | 0.08 | 200 | PS 12-01 transparent with printing „Safety transport for infectious laundry“ | | | | | | | |



All-plastic fasteners MS 04 ROT

! Drill-twister and wire loops see page 127, sorting nets see page 89!

08

TRAY SYSTEM ISO 40/60

TRAY SYSTEM ISO 40/60 08.1

THE CONCEPT [148-149](#)

HAMMERLIT MODULAR CARRIER SYSTEMS/TRAY PANELS [150/151](#)

CRADLES FOR MOUNTING STRIPS [152](#)

TRAYS AND BASKETS [153-157](#)

SHELVES FOR TRAY PANELS [158](#)

LABELS/INSERTS ACCESSORIES [159](#)

CABINET SYSTEM haliONE 08.2

CABINET SYSTEM haliONE TOPLINE [161-165](#)

CABINET DESIGNS [166-173](#)

WORKTOPS [174](#)

SINKS, DRUG STORAGE [175](#)

TRAY SYSTEM ISO 40/60

08.1

Hammerlit is a supplier of advanced product systems concerning hospital supply and disposal as well as a consultant and supplier for all kinds of products for **data-based material management** in hospitals.

We support you in planning your installation, implementing the system and training your employees.



Trays in the field of Patient Care
(Chapter 1)



Trays in the field of Patient Care
(Chapter 1)



Trays in the field of Case Carts
(Chapter 5)



Trays in the field of Tray Systems
(Chapter 8)



Trays in the field of Cabinet System **halIONE**
(Chapter 8)



Trays in the field of Shelving Systems
(Chapter 9)

MODULAR SUPPLIES – SERVICE

The advantages of a modular supply will be evident in all manner of different sections of your operation. The **care personnel** will be largely freed of activities not directly related to patient care and can rely on prompt deliveries and reliable stockkeeping. The system is rounded off by optimum cabinet and modular system planning taking into account work procedures and the range of goods handled.

Supply of goods in the **pharmacy** and in the **central store** is rationalized by route-optimized consignment lists and clearly-defined orders. Stock movements are automatically notified to the Materials Management System through interface connections.

The **administration** benefits from meaningful statistics and can continuously adjust and optimize the range and levels of stocks in accordance with current requirements.

STEP 1

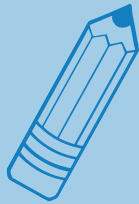
ANALYSIS / CONSULTANCY



Aims are mutually agreed and after taking stock of the **current situation** our staff, who have many years of practical experience in the health care field, will be able to prepare a concept individually designed for your own operation. The **supply requirements will be determined**, possibilities for internal **order handling** will be demonstrated and an **EDP solution** connected to the existing materials management devised.

STEP 2

PLANNING



Hammerlit's planning services comprise the **furnishing and modular system equipment** for stations, service areas, OP, central storage and pharmacy, also **transport facility planning**. In addition, working out supply channels and the integration of the software are essential components of the scope of planning.

STEP 3

REALIZATION



With Hammerlit you have a partner who will be there with you from **installation** of the furnishings and the modular system to **fitting out** the module baskets and setting up the barcode labels to installation of the **software** and carries out all these services on your own premises.

STEP 4

TRAINING



Your staff will be trained and instructed in the system, so that further expansion and updating on the modular supplies can be carried out independent of us.

SUPPLIES CIRCUIT

Unlike conventional cupboard supplies, the ordering requirement in Hammerlit modular supply is not first recorded at the time of order placing, but already by the carer, who is actually „using up“ the cupboard in question. This seemingly minor adjustment to working procedure makes all the difference to the training needs of the carers concerned. For documentation of this ordering requirement, Hammerlit GmbH favors the reversible label system, which has proved its worth with its effectiveness.



1
Removal of the last item from the stock cupboard.



2
Reversing the label from WHITE to BLUE



3
Reversing the label from BLUE to WHITE



4
Clearing the goods from the reserve into the stock compartment

„White labels show stocks are available, blue labels show a refill is required!“



5
Stocking the goods in the stock compartment



6
Scanning labels by the stock assistant



7
Transferring the data into the system / creation of the order lists



8
Placing orders for the goods, preparing delivery notes

The **reversible label system** consists of blue and white labels, reversible label holders and label holder which can be fixed directly in front of the product in the modul or module tray. When using this system, for the **stock cupboard** and the **reserve cupboard** only one **reversible label system unit** is required.

When the stock cupboard is emptied, the label must be reversed to show blue instead of white and the stock assistant sees at once on opening the cupboard door which articles require to be re-ordered. The order is recorded by means of a barcode scanner and when the order is delivered the label is turned round again to display white – and the ordering sequence is complete.

HAMMERLIT MODULAR CARRIER SYSTEMS



1 Stopper M6665H for carrier walls
The stop system prevents unintentional pulling right out.




2 The tilt function of the carrier wall allows the module to be tilted by up to 25° thus enabling better access to products stored up high.



3 Module pulled out in standard carrier wall.



4 With the tongue-and-groove function, the carrying walls slot optimally into one another with almost imperceptible joints which are hygienically safe.



5 Telescopic extensions with over-extension (110 %) and frame to take module. With a loading capacity of 50 kg, the drawers are particularly suitable for heavy products such as infusions.



6 The mounting rails are to carry the telescopic extensions. The telescopic extensions can be relocated at any time within the grid without using tools.



HAMMERLIT TRAY PANELS


The Hammerlit tray panels **MTRW** are produced from an impact-resistant polymer (ABS) by **injection molding** and meet the most demanding quality requirements.

The **MTRWK liner with tilting function** ideally complements the tray panel with linear extension **MTRW** and is mainly intended for the upper part of tall cabinets. Therefore it is manufactured with an integrated extension stop.

After the trays are arrested they can be slanted by more than 25°.

In this position the user can conveniently view the tray's contents even if the tray is placed at the very top part of the cabinet.

The fitting dimensions are identical to the ones of the liner **MTRW** so that both types are combinable in one cabinet.



Carrier walls for 600 mm cabinet depth

| MODEL | DIMENSIONS | | POSITION IN CABINET | NUMBER CARRIER RAILS | ORDER CODE |
|--------------------|------------|-----------|---------------------|----------------------|------------|
| | WIDTH mm | HEIGHT mm | | | |
| Tilting function | 543 | 644 | left/right | 13 | MTRW6K |
| Tilting function | 543 | 505 | left/right | 10 | MTRW6K505 |
| Straight extension | 543 | 644 | left/right | 14 | MTRW6 |
| Straight extension | 543 | 505 | left/right | 11 | MTRW6505 |

Carrier walls for 400 mm cabinet depth

| MODEL | DIMENSIONS | | POSITION IN CABINET | NUMBER CARRIER RAILS | ORDER CODE |
|--------------------|------------|-----------|---------------------|----------------------|------------|
| | WIDTH mm | HEIGHT mm | | | |
| Tilting function | 359 | 644 | left | 13 | MTRW4KL |
| Tilting function | 359 | 644 | right | 13 | MTRW4KR |
| Tilting function | 359 | 505 | left | 10 | MTRW4KL505 |
| Tilting function | 359 | 505 | right | 10 | MTRW4KR505 |
| Straight extension | 359 | 644 | left | 14 | MTRW4L |
| Straight extension | 359 | 644 | right | 14 | MTRW4R |
| Straight extension | 359 | 505 | left | 11 | MTRW4L505 |
| Straight extension | 359 | 505 | right | 11 | MTRW4R505 |

Carrier walls for 300 mm cabinet depth

| MODEL | DIMENSIONS | | POSITION IN CABINET | NUMBER CARRIER RAILS | ORDER CODE |
|--------------------|------------|-----------|---------------------|----------------------|------------|
| | WIDTH mm | HEIGHT mm | | | |
| Tilting function | 271 | 505 | left | 10 | MTRW3KL505 |
| Tilting function | 271 | 505 | right | 10 | MTRW3KR505 |
| Tilting function | 271 | 545 | left | 11 | MTRW3KL545 |
| Tilting function | 271 | 545 | right | 11 | MTRW3KR545 |
| Straight extension | 271 | 505 | left | 11 | MTRW3L505 |
| Straight extension | 271 | 505 | right | 11 | MTRW3R505 |
| Straight extension | 271 | 552 | left | 12 | MTRW3L552 |
| Straight extension | 271 | 552 | right | 12 | MTRW3R552 |

! Other heights available on request!

CRADLES FOR MOUNTING STRIPS INCL. TELESCOPIC RUNNERS FOR TRAYS AND BASKETS

For modules to take heavy articles, we recommend telescopic extensions. The **fixing rail system** allows optimum flexibility of the telescopic extensions used. The extensions are suspended on the mounting rails screwed into the carcase of the cabinet and their height can be adjusted at any time without using tools.

For equipping a cabinet with fixing rails and telescopic extensions, the following elements will be required: 4 fixing rails and a corresponding number of mounting frames AR46ULF or AR64ULF.

| MODEL | LENGTH mm | ORDER CODE STEEL, ZINC-CHROMATED | ORDER CODE STAINLESS STEEL |
|----------------|--------------|-------------------------------------|-------------------------------|
| Mounting strip | 650 | MRS0650ULF | MRSE0650ULF |
| Mounting strip | 700 | MRS0700ULF | MRSE0700ULF |
| Mounting strip | 750 | MRS0750ULF | MRSE0750ULF |
| Mounting strip | 800 | MRS0800ULF | MRSE0800ULF |
| Mounting strip | 1300 | MRS1300ULF | MRSE1300ULF |
| Mounting strip | 1950 | MRS1950ULF | MRSE1950ULF |



AR46ULF



AR64ULF

| MODEL | ORDER CODE |
|--|------------|
| Cradle incl. telescopic runners 600 mm, matching tray/basket size 400 x 600 mm | AR46ULF |
| Cradle incl. telescopic runners 400 mm, matching tray/basket size 400 x 600 mm | AR64ULF |
| Cradle incl. telescopic runners 400 mm, matching tray/basket size 400 x 300 mm | AR34ULF |

! There are many combinations of runners and liners possible!

SILICONE PROFILE FOR TRAY PANELS

The silicone profile **MTRWSEAL** provides a hygienic seal between tray panel and cabinet body.

| MODEL | UNIT | ORDER CODE |
|------------------|------------------|------------|
| Silicone profile | per lineal meter | MTRWSEAL |

QUICK-RELEASE ASSEMBLY SET



With the Quick-release assembly set the tray panels **MTRW6** and **MTRW6K** can be removed (e.g. for cleaning) without using tools.

The tray panel is fixed in the front and backside by anodized **aluminum guide strips**. After removing the stops **MTRWFIX**, the tray panel can easily be taken out (removable without tools).

Simply pull out the stops, push back the panel and remove it from the front aluminum guide strip.



+ Fixing stop
MTRWFIX



+ Aluminum guide strips

| MODEL | ORDER CODE |
|------------------|------------|
| Tall cabinet | MTRWALUH |
| Overhead cabinet | MTRWALUA |
| Lower cabinet | MTRWALUU |

ISO BASKET EQUIPPED



1 Label holder

All label holders can be fixed either on the edge of the tray or on the compartment dividers. The holders will fit all Hammerlit trays and baskets.



2 T-piece M1T

By using the rated break points in the dividers, these may be shortened to the desired length and fixed in place with the T-piece.



3 Stop system

The stoppers are fixed to the tray without using tools and prevent their being pulled out unintentionally. Two stoppers are required for each tray.




4 Dividers

Dividers with rated break point make individual and space-saving storage of different products possible. Dividers of a certain height can be used both in trays as well as in baskets of the same height.

! Tray = sides and base solid;
Basket = floor solid, perforated sides

TRAYS & BASKETS IN PC – ISO TRAY FORMAT 400 x 600 mm


Trays and baskets in accordance with ISO standard (400 x 600 mm) made of transparent PC* for insertion into tray panels and for mounting in extension frames.



M 3615H



M 1605



M 1665H

M 1645H

| VERSION | MATERIAL | COLOR | DIMENSIONS | | | ORDER CODE |
|----------|----------|-------------|------------|----------|-----------|------------|
| | | | WIDTH mm | DEPTH mm | HEIGHT mm | |
| Tray lid | SAN* | transparent | 600 | 400 | 15 | M 3615H |
| Tray | PC | transparent | 600 | 400 | 50 | M 1605 |
| Divider | PC | transparent | 600 | | 50 | M 1665H |
| Divider | PC | transparent | | 400 | 50 | M 1645H |

*SAN = styrene acrylonitrile



M 1611H



M 1601



M 1661H

M 1641H

| VERSION | MATERIAL | COLOR | DIMENSIONS | | | ORDER CODE |
|---------|----------|-------------|------------|----------|-----------|------------|
| | | | WIDTH mm | DEPTH mm | HEIGHT mm | |
| Tray | PC | transparent | 600 | 400 | 100 | M 1611H |
| Basket | PC | transparent | 600 | 400 | 100 | M 1601 |
| Divider | PC | transparent | 600 | | 100 | M 1661H |
| Divider | PC | transparent | | 400 | 100 | M 1641H |



M 1612H



M 1602



M 1662H

M 1642H

| VERSION | MATERIAL | COLOR | DIMENSIONS | | | ORDER CODE |
|---------|----------|-------------|------------|----------|-----------|------------|
| | | | WIDTH mm | DEPTH mm | HEIGHT mm | |
| Tray | PC | transparent | 600 | 400 | 200 | M 1612H |
| Basket | PC | transparent | 600 | 400 | 200 | M 1602 |
| Divider | PC | transparent | 600 | | 200 | M 1662H |
| Divider | PC | transparent | | 400 | 200 | M 1642H |

*PC = polycarbonate

TRAYS & BASKETS IN ABS – ISO TRAY FORMAT 400 x 600 mm

Trays and baskets in accordance with ISO standard (400 x 600 mm) made of gray ABS* for insertion into tray panels or for mounting in extension frames.



M 0615H



M 0605



M 0665H


| VERSION | MATERIAL | COLOR | DIMENSIONS | | | ORDER CODE |
|----------|----------|------------|------------|----------|-----------|------------|
| | | | WIDTH mm | DEPTH mm | HEIGHT mm | |
| Tray lid | ABS | light gray | 600 | 400 | 15 | M 0615H |
| Tray | ABS | light gray | 600 | 400 | 50 | M 0605 |
| Divider | ABS | light gray | 600 | | 50 | M 0665H |
| Divider | ABS | light gray | | 400 | 50 | M 0645H |



M 0611H



M 0601



M 0661H

| VERSION | MATERIAL | COLOR | DIMENSIONS | | | ORDER CODE |
|---------|----------|------------|------------|----------|-----------|------------|
| | | | WIDTH mm | DEPTH mm | HEIGHT mm | |
| Tray | ABS | light gray | 600 | 400 | 100 | M 0611H |
| Basket | ABS | light gray | 600 | 400 | 100 | M 0601 |
| Divider | ABS | light gray | 600 | | 100 | M 0661H |
| Divider | ABS | light gray | | 400 | 100 | M 0641H |



M 0612H



M 0602



M 0662H

| VERSION | MATERIAL | COLOR | DIMENSIONS | | | ORDER CODE |
|---------|----------|------------|------------|----------|-----------|------------|
| | | | WIDTH mm | DEPTH mm | HEIGHT mm | |
| Tray | ABS | light gray | 600 | 400 | 200 | M 0612H |
| Basket | ABS | light gray | 600 | 400 | 200 | M 0602 |
| Divider | ABS | light gray | 600 | | 200 | M 0662H |
| Divider | ABS | light gray | | 400 | 200 | M 0642H |


*ABS = acrylonitrile butadiene styrene copolymer

TRAYS & BASKETS IN PC – ISO TRAY FORMAT 400 x 300 mm

Trays and baskets in accordance with ISO standard (400 x 300 mm) made of transparent PC* for insertion into tray panels and for mounting in extension frames.



M 1305H



M 1645H

M 1635H

| VERSION | MATERIAL | COLOR | DIMENSIONS | | | ORDER CODE |
|---------|----------|-------------|-------------|-------------|--------------|------------|
| | | | WIDTH mm | DEPTH mm | HEIGHT mm | |
| Tray | PC | transparent | 400 | 300 | 50 | M 1305H |
| Divider | PC | transparent | 400 | | 50 | M 1645H |
| Divider | PC | transparent | | 300 | 50 | M 1635H |



M 1301



M 1641H

M 1631H

| VERSION | MATERIAL | COLOR | DIMENSIONS | | | ORDER CODE |
|---------|----------|-------------|-------------|-------------|--------------|------------|
| | | | WIDTH mm | DEPTH mm | HEIGHT mm | |
| Basket | PC | transparent | 400 | 300 | 100 | M 1301 |
| Divider | PC | transparent | 400 | | 100 | M 1641H |
| Divider | PC | transparent | | 300 | 100 | M 1631H |



M 1302



M 1642H

| VERSION | MATERIAL | COLOR | DIMENSIONS | | | ORDER CODE |
|---------|----------|-------------|-------------|-------------|--------------|------------|
| | | | WIDTH mm | DEPTH mm | HEIGHT mm | |
| Basket | PC | transparent | 400 | 300 | 200 | M 1302 |
| Divider | PC | transparent | 400 | | 200 | M 1642H |

*PC = polycarbonate

TRAYS & BASKETS IN ABS – ISO TRAY FORMAT 400 x 300 mm

Trays and baskets in accordance with ISO standard (400 x 300 mm) made of gray ABS* for insertion into tray panels or for mounting in extension frames.



M 0305H



M 0635H
M 0645H

| VERSION | MATERIAL | COLOR | DIMENSIONS | | | ORDER CODE |
|---------|----------|------------|------------|----------|-----------|------------|
| | | | WIDTH mm | DEPTH mm | HEIGHT mm | |
| Tray | ABS | light gray | 400 | 300 | 50 | M 0305H |
| Divider | ABS | light gray | 400 | | 50 | M 0645H |
| Divider | ABS | light gray | | 300 | 50 | M 0635H |



M 0301



M 0631H
M 0641H

| VERSION | MATERIAL | COLOR | DIMENSIONS | | | ORDER CODE |
|---------|----------|------------|------------|----------|-----------|------------|
| | | | WIDTH mm | DEPTH mm | HEIGHT mm | |
| Basket | ABS | light gray | 400 | 300 | 100 | M 0301 |
| Divider | ABS | light gray | 400 | | 100 | M 0641H |
| Divider | ABS | light gray | | 300 | 100 | M 0631H |



M 0302



M 0642H

| VERSION | MATERIAL | COLOR | DIMENSIONS | | | ORDER CODE |
|---------|----------|------------|------------|----------|-----------|------------|
| | | | WIDTH mm | DEPTH mm | HEIGHT mm | |
| Basket | ABS | light gray | 400 | 300 | 200 | M 0302 |
| Divider | ABS | light gray | 400 | | 200 | M 0642H |

*ABS = acrylonitrile butadiene styrene copolymer

SHELVES FOR TRAY PANELS/ WORKTOPS EXTENDABLE FOR MOUNTING STRIPS

| MODEL | WIDTH mm | DEPTH mm | HEIGHT mm | COLOR | UNIT | ORDER CODE |
|---|-------------|-------------|--------------|-------|------|--------------|
| Shelf melamine | 400 | 300 | 12 | white | pc. | EB1204000300 |
| Shelf melamine | 400 | 600 | 12 | white | pc. | EB1204000600 |
| Shelf HPL* | 400 | 300 | 8 | white | pc. | EB0804000300 |
| Shelf HPL* | 400 | 600 | 8 | white | pc. | EB0804000600 |
| Worktops extendable for mounting strips (Shelf HPL* incl. telescopic runners) | 400 | 600 | 8 | white | pc. | AAPL46ULF |
| (Shelf HPL* incl. telescopic runners) | 600 | 400 | 8 | white | pc. | AAPL64ULF |


*HPL = High Pressure Laminate

CATHETER STORAGE

Catheter insert for upright storage (cradles and extensions included)



KAZ406070ULF




KAZ604070ULF

| DIMENSIONS | | | ORDER CODE |
|-------------|-------------|--------------|--------------|
| WIDTH mm | DEPTH mm | HEIGHT mm | |
| 400 | 600 | 700 | KAZ406070ULF |
| 600 | 400 | 700 | KAZ604070ULF |

! Please order dividers separately.
Other heights are available on request.


Catheter insert for suspended storage



M46KHL06

| MODEL | EXTENSION DEPTH mm | ORDER CODE |
|---------------------------------|-----------------------|------------|
| Catheter hook rail 2 x 5 hooks | 600 | M46KHL05 |
| Catheter hook rail 2 x 6 hooks | 600 | M46KHL06 |
| Catheter hook rail 2 x 8 hooks | 600 | M46KHL08 |
| Catheter hook rail 2 x 10 hooks | 600 | M46KHL10 |
| Catheter hook rail 2 x 3 hooks | 400 | M64KHL03 |
| Catheter hook rail 2 x 4 hooks | 400 | M64KHL04 |
| Catheter hook rail 2 x 5 hooks | 400 | M64KHL05 |

Catheter insert for suspended storage, preassembled on 8 mm HPL shelf with arrestor for tray panel insertion




M46KHL06EB

| MODEL | EXTENSION DEPTH mm | ORDER CODE |
|---------------------------------|-----------------------|------------|
| Catheter hook rail 2 x 5 hooks | 600 | M46KHL05EB |
| Catheter hook rail 2 x 6 hooks | 600 | M46KHL06EB |
| Catheter hook rail 2 x 8 hooks | 600 | M46KHL08EB |
| Catheter hook rail 2 x 10 hooks | 600 | M46KHL10EB |
| Catheter hook rail 2 x 3 hooks | 400 | M64KHL03EB |
| Catheter hook rail 2 x 4 hooks | 400 | M64KHL04EB |
| Catheter hook rail 2 x 5 hooks | 400 | M64KHL05EB |

! For detailed information on hook intervals please ask for our data sheet!

FILE HOLDER STORAGE



| BASKET FOR FILE HOLDERS | | ORDER CODE CRADLE | ORDER CODE BASKET |
|-------------------------|-------------|----------------------|----------------------|
| WIDTH mm | DEPTH mm | | |
| 400 | 600 | AR46ULF | M0602HR46 |
| 600 | 400 | AR64ULF | M0602HR64 |

! Cradle with telescopic runner to be ordered separately (see page 152).

LABELS AND LABEL ACCESSORIES

To guarantee an efficient and orderly marking of the articles in the modules, there are labels, label mounts and label holders to optimize working procedures.

The labels are stuck onto the label mounts. White labels indicate stocks available and on the reverse of the mount, a blue label indicates re-ordering is required.

When using this reversible label system, for the **stock and reserve compartments** together, you only need a single reversible label system unit.



MF0105H

MF0101H

LABEL HOLDER AND PLASTIC INSERTS

| MODEL | COLOR | UNIT | ORDER CODE |
|---|-------------|------|------------|
| Label holder 44 x 64 mm (W x H) | transparent | pc. | MF0101H |
| Plastic inserts 40 x 60 x 1 mm (matching for MF0101H) | white | pc. | MF0102 |
| Label holder 43 x 56 mm (W x H) | transparent | pc. | MF0105H |
| Plastic inserts 40 x 54 x 1 mm (matching for MF0105H) | white | pc. | MF0106H |

LABEL FOR LASER PRINTING, SELF-ADHESIVE

| MODEL | COLOR | UNIT | ORDER CODE |
|---|-------|-----------------------|------------|
| Adhesive label, 58 x 38 mm (matching for MF0102) | white | DIN A4 with 25 labels | MF0205 |
| Adhesive label, 58 x 38 mm (matching for MF0102) | blue | DIN A4 with 25 labels | MF0206 |
| Adhesive label, 52 x 34 mm (matching for MF0106H) | white | DIN A4 with 25 labels | MF0505 |
| Adhesive label, 52 x 34 mm (matching for MF0106H) | blue | DIN A4 with 25 labels | MF0506 |

ADHESIVE LABELS FOR THERMAL TRANSFER PRINTING

| MODEL | COLOR | UNIT | ORDER CODE |
|--|-------|--------------------|------------|
| Adhesive label, 58 x 38 mm (matching for MF0102) | white | Roll of 250 pieces | MF0605 |
| Adhesive label, 58 x 38 mm (matching for MF0102) | blue | Roll of 250 pieces | MF0606 |
| Thermal transfer foil | black | Roll of 360 m | MF0600 |

■ Other colors available on request!

LIST HOLDER AND LABEL INSERTION STRIP

| MODEL | COLOR | UNIT | ORDER CODE |
|--|-------------|------|------------|
| List holder DIN A4, self-adhesive | transparent | pc. | 400502 |
| Label insertion strip with slanted insert, 350 mm, self-adhesive | transparent | pc. | 400504 |





CABINET SYSTEM halIONE 08.2

STORAGE AND SUPPLY ROOMS



page 161

CARE SUPPORT STATION



page 163

ADMINISTRATIVE WORKPLACE



page 163

„We realize your individual cabinet system!“

CABINET SYSTEM **haliONE** TOPLINE


The Hammerlit cabinet system **haliONE** Topline offers a wide range of possibilities to equip of care support stations, storage and supply rooms as well as preparation rooms in hospitals and senior and nursing homes. Many different varieties of cabinets with interior equipment to be chosen individually makes it possible to design the working area precisely around the user's requirements.

STORAGE AND SUPPLY ROOMS



- 1 Carrier wall with tilt function
- 2 Telescopic extensions on fixing rails
- 3 Shelves for carrier walls
- 4 Catheter insert for upright storage
- 5 Catheter insert for suspended storage
- 6 Pull-out worktop for fixing rails
- 7 Compartment base on carrier
- 8 Solid pull-out frames for sterile goods trays / containers
- 9 Slanted roof

Storage of sterile goods containers and trays in ISO standard cabinets



| MODEL | WIDTH mm | DEPTH mm | ORDER CODE |
|---|-------------|-------------|--------------|
| Pull-out frames for sterile goods containers, stainless steel, solid | 400 | 600 | ARAH4060ULFG |
| Pull-out frames for sterile goods containers, stainless steel, solid | 600 | 400 | ARAH6040ULFG |
| Pull-out frames for sterile goods containers, stainless steel, perforated | 400 | 600 | ARAH4060ULF |
| Pull-out frames for sterile goods containers, stainless steel, perforated | 600 | 400 | ARAH6040ULF |

Suitable fixing rails can be found on page 152.

„We'll be delighted to advise you on site and support you with planning and implementation!“

CABINET SYSTEM halIONE TOPLINE

OR-STORAGE

TRAY SYSTEM ISO 40/60



Storage of sterile goods containers and trays in STE standard cabinets

- For flexible storage of sterile goods containers of different heights there are CS04002000STE frames with rails adjustable in 75 mm steps CES55 available
- To make handling of heavy sterile goods containers easier, we recommend the use of extending frames ZOP000166
- Both runners and pull-out frames can be height-adjusted in 75 mm steps without using tools
- All components are of stainless steel 1.4301 (AISI 304)
- Frames seamlessly welded all round

| MODEL | UNIT | ORDER CODE |
|---|------------|---------------|
| 1 Stainless steel frame for runners and pull-out frames | pair | CS04002000STE |
| 2 Pull-out frame set | piece/each | ZOP000166 |
| 3 (L-shaped) runners | pair | CE555 |



CABINET SYSTEM halIONE TOPLINE

CARE SUPPORT STATION

TRAY SYSTEM ISO 40/60



*Cupboard doors shown transparent

- 1 Anaesthetics safe*
- 2 Modular medicine cabinet with pull-out working surface*
- 3 Medicine refrigerator
- 4 Glare shields with concealed lamps
- 5 Rear wall lining
- 6 Spray/splash protection
- 7 Flush-fitting sink
- 8 Drawers with automatic soft-close mechanism
- 9 Facings

ADMINISTRATIVE WORKPLACE



- 1 Floor cupboard with utensils drawer and storage drawers. Optionally also available with hanging file pull-out and mobile (roller container)
- 2 Carrying brackets for wall-fixing for optimum leg space
- 3 Rounded worktop
- 4 Overhead cupboard with or without doors (doors optionally lockable)

CABINET SYSTEM halIONE TOPLINE

EXAMPLE: MEDICINE STORAGE IN A NURSING HOME




- The tall cabinets are equipped with trays and dividers, which allow room saving storage of patient medication and a clear overview.
- The week-dispensers are stored in the top cabinet with roll top front and with an extendable worktop.
- In the lower part you can see a refrigerated medicine cabinet. On request drug storage can be integrated.
- The labeling of the ISO trays (e.g. per patient) can be done with the labeling system shown on page 159.


TECHNICAL DESCRIPTION halIONE CABINET SYSTEM



Door hinges



Handles



Plinth















- **Body**
The body is made as an individual carcass of melamine-coated 19 mm (rear wall 8 mm grooved) chipboard. The front edges are covered with 3 mm PU-glued ABS edges.
- **Front panels**
The front panels of 19 mm chipboard can optionally be faced with 0.3 mm melamine or 0.8 mm laminate.
- **Drawers**
The drawers close automatically and are fitted with soft-close mechanism. For cleaning, the front valance can be removed without the use of tools.
- **Door hinges**
The aluminum hinge with self-lubricating plastic bush can be opened to 270 degrees and is flat integrated into the body and inside of the door. Use of the tray system is thus unrestricted in every position of the cupboard.
- **Handles**
Segment bow handle with 192 mm drill spacing, stainless steel look.
- **Plinth**
Plinth valance of 19 mm chipboard with anthracite-colored melamine coating. The 2 mm-thick ABS edges are glued with PU adhesive. Valance connections are by means of anthracite-colored plastic elements. Optionally the plinth is also available with stainless steel valance or of 19 mm HPL.

AVAILABLE COLORS FOR halione TOPLINE

Printed colors may appear different from actual colors!

PRICE CATEGORY 1

BODY, SHELVES AND FRONTS: MELAMINE COATING IN DECORS OF PRICE CATEGORY 1

| | | | | | |
|--|-----------------------|---|---------------------|---|-------------------------|
|  | Front White K101PE |  | Mint U126PE |  | Dark Gray U171PE |
|  | Vanilla U1301PE |  | Sand U515PE |  | Birch D327BS |
|  | Maize U504PE |  | Havanna U2512PE |  | Natural Maple D375PR |
|  | Skyblue U4817VL |  | Gray U112PE |  | Light Beech D391PR |
|  | Capri Blue U121PE |  | Manhattan U540PE |  | Acacia D2291VL |

PRICE CATEGORY 2:

BODY AND SHELVES: MELAMINE COATING IN DECORS OF PRICE CATEGORY 1
FRONTS: MELAMINE COATING IN DECORS OF PRICE CATEGORY 2

| | | | | | |
|--|--------------------------|---|------------------------|---|----------------------------|
|  | Egg Schell U109BS |  | Syringa U1254PE |  | Green Apple U2643PE |
|  | Beige U522PE |  | Silk U4812VL |  | Golfgreen U4816VL |
|  | Magnolia U520PE |  | Viola U4813VL |  | Emerald U155PE |
|  | Citrus Yellow U1330PE |  | Violet Blue 7186BS |  | Vetro U153PE |
|  | Velvet Yellow U4807VL |  | Ice Blue 7180BS |  | Cappuccino U3053VL |
|  | Sun Yellow 0134BS |  | Marmara Blue 5515BS |  | Chocolate U185PE |
|  | Yellow U131PE |  | Indigo U4819VL |  | Red Mist U569BS |
|  | Orange U136PE |  | Atol Blue U125PE |  | Metallic Silver D1308PE |
|  | Raspberry U1253VL |  | Dark Blue U128PE |  | Light Pear D1353BS |
|  | Chilli Red 7113BS |  | Lightgreen U4820VL |  | Beech D381PR |
|  | Coral Red U148PE |  | Turquoise U159VL |  | Chamonix Eiken D2216VL |
|  | Lavender 8536BS |  | Lime U2504PE | | |

PRICE CATEGORY 3:

BODY AND SHELVES: MELAMINE COATING IN THE DECORS OF PRICE CATEGORY 1
FRONTS: LAMINATE COATING IN DECORS OF PRICE CATEGORY 1 + 2




haliONE TOPLINE TALL CABINETS WITH PLINTH

| MODEL | ORDER CODE | WIDTH | DEPTH | HEIGHT | ORDER CODE |
|--|---|-------|-------|--------|--------------|
| HEIGHT 2100 mm (without plinth) | TALL CABINETS | mm | mm | mm | SHELVES |
|  <p>Tall cabinet (ISO) including holes for shelves or trays in combination with side panels or telescopic runners. Choice of left or right hand door opening.</p> | HL035504522000 | 355 | 452 | 2000 | EB1903160375 |
| | HL045506522000 | 455 | 652 | 2000 | EB1904160575 |
| | HL065504522000 | 655 | 452 | 2000 | EB1906160375 |
|  <p>Tall cabinet including holes for shelves. Choice of left or right hand door opening.</p> | HL040004522000 | 400 | 452 | 2000 | EB1903610375 |
| | HL040006522000 | 400 | 652 | 2000 | EB1903610575 |
| | HL045504522000 | 455 | 452 | 2000 | EB1904160375 |
| | HL050004522000 | 500 | 452 | 2000 | EB1904610375 |
| | HL050006522000 | 500 | 652 | 2000 | EB1904610575 |
| | HL060004522000 | 600 | 452 | 2000 | EB1905610375 |
| | HL060006522000 | 600 | 652 | 2000 | EB1905610575 |
|  <p>Tall cabinet including holes for shelves. Cabinets with widths from 800 mm on: shelf front 25 mm. Double doors to be opened to the left and to the right.</p> | HL075004522000 | 750 | 452 | 2000 | EB1907110375 |
| | HL075006522000 | 750 | 652 | 2000 | EB1907110575 |
| | HL080004522000 | 800 | 452 | 2000 | EB2507610375 |
| | HL080006522000 | 800 | 652 | 2000 | EB2507610575 |
| | HL091004522000 | 910 | 452 | 2000 | EB2508710375 |
| | HL091006522000 | 910 | 652 | 2000 | EB2508710575 |
|  <p>Tall cabinet (ISO) including holes for shelves or trays in combination with side panels or telescopic runners. Plastic roll front to be opened bottom-up; secured against accidental closing.</p> | HR045507202000 | 455 | 720 | 2000 | EB1904160575 |
| | HR065506522000 (incl. raised rear panel) | 655 | 652 | 2000 | EB1906160375 |
| | HR065505202000 | 655 | 520 | 2000 | EB1906160375 |
| (optionally available with aluminum roller-shutters) | | | | | |
|  <p>Tall medicine cabinet with full front pull out. 1 Equipped with 10 diviable storage-bins. Single row for left or right side lay-out. 2 Equipped with 10 diviable storage bins at left and right side. Double row for left and right side lay-out.</p> | 1 HM025506522000 | 255 | 652 | 2000 | |
| | 2 HM035506522000 | 355 | 652 | 2000 | |
|  <p>Tall cabinet with Pull-out box for standing storage of catheter cartons. Included are 5 separations (KAVKPO9640413) for the pull-out box. Shelves must be ordered separately.</p> | HK091006522000 | 910 | 652 | 2000 | EB2508710454 |

haliONE TOPLINE LOWER CABINET WITH PLINTH

| MODEL HEIGHT 800 mm (without plinth) | ORDER CODE LOWER CABINETS | WIDTH mm | DEPTH mm | HEIGHT mm | ORDER CODE SHELVES |
|--|------------------------------|-------------|-------------|--------------|-----------------------|
|  <p>Storage cabinet (ISO) including holes for shelves or trays in combination with side panels or telescopic runners. Choice of left or right hand door opening.</p> | UL035504520800 | 355 | 452 | 800 | EB1903160375 |
| | UL045506520800 | 455 | 652 | 800 | EB1904160575 |
| | UL065504520800 | 655 | 452 | 800 | EB1906160375 |
|  <p>Storage cabinet including holes for shelves. Choice of left or right hand door opening.</p> | UL040004520800 | 400 | 452 | 800 | EB1903610375 |
| | UL040006520800 | 400 | 652 | 800 | EB1903610575 |
| | UL045504520800 | 455 | 452 | 800 | EB1904160375 |
| | UL050004520800 | 500 | 452 | 800 | EB1904610375 |
| | UL050006520800 | 500 | 652 | 800 | EB1904610575 |
| | UL060004520800 | 600 | 452 | 800 | EB1905610375 |
| | UL060006520800 | 600 | 652 | 800 | EB1905610575 |
|  <p>Storage cabinet including holes for shelves. Cabinets with widths from 800 mm on: shelf front 25 mm. Double doors to be opened to the left and to the right.</p> | UL075004520800 | 750 | 452 | 800 | EB1907110375 |
| | UL075006520800 | 750 | 652 | 800 | EB1907110575 |
| | UL080004520800 | 800 | 452 | 800 | EB2507610375 |
| | UL080006520800 | 800 | 652 | 800 | EB2507610575 |
| | UL091004520800 | 910 | 452 | 800 | EB2508710375 |
| | UL091006520800 | 910 | 652 | 800 | EB2508710575 |
| | UL120004520800 | 1200 | 452 | 800 | EB2511610375 |
|  <p>Sink cabinet including holes for shelves. Backside: 165 mm removable panel for installations. Front: 148 mm in front color. Choice of left or right hand door opening.</p> | UW045506520800 | 455 | 652 | 800 | EB1904160575 |
| | UW050004520800 | 500 | 452 | 800 | EB1904610375 |
| | UW050006520800 | 500 | 652 | 800 | EB1904610575 |
| | UW060004520800 | 600 | 452 | 800 | EB1905610375 |
| | UW060006520800 | 600 | 652 | 800 | EB1905610575 |
| | UW065506520800 | 655 | 652 | 800 | EB1906160575 |
|  <p>Sink cabinet including holes for shelves. Backside: 165 mm removable panel for installations. Front: 148 mm in front color. Cabinets with widths from 800 mm on: shelf front 25 mm. Double doors to be opened to the left and to the right.</p> | UW075004520800 | 750 | 452 | 800 | EB1907110375 |
| | UW075006520800 | 750 | 652 | 800 | EB1907110575 |
| | UW080004520800 | 800 | 452 | 800 | EB2507610375 |
| | UW080006520800 | 800 | 652 | 800 | EB2507610575 |
| | UW091004520800 | 910 | 452 | 800 | EB2508710375 |
| | UW091006520800 | 910 | 652 | 800 | EB2508710575 |
| | UW120004520800 | 1200 | 452 | 800 | EB2511610375 |
| UW120006520800 | 1200 | 652 | 800 | EB2511610575 | |

haliONE TOPLINE LOWER CABINET WITH PLINTH

| MODEL HEIGHT 800 mm (without plinth) | ORDER CODE LOWER CABINETS | WIDTH mm | DEPTH mm | HEIGHT mm | NO. OF DRAWERS |
|---|------------------------------|-------------|-------------|--------------|-------------------|
|  <p>Drawer cabinet with full extension drawers and self-and soft close feature fitting for trays and baskets 400 x 600 x 200 mm (ISO).</p> | UM045506520800-3 | 455 | 652 | 800 | 3 |
| | UM065504520800-3 | 655 | 452 | 800 | 3 |
|  <p>Drawer cabinet with full extension drawers and self-and soft close feature fitting for trays and baskets 400 x 600 x 100 mm (ISO).</p> | UM045506520800-4 | 455 | 652 | 800 | 4 |
| | UM065504520800-4 | 655 | 452 | 800 | 4 |
|  <p>Drawer cabinet with full extension drawers and self-and soft close feature fitting for trays and baskets 400 x 600 x 100 mm (ISO).</p> | UM045506520800-5 | 455 | 652 | 800 | 5 |
| | UM065504520800-5 | 655 | 452 | 800 | 5 |

„Drawers with full-depth pull-out systems offer the possibility of product storage and simplify working procedures!“

haLiONE TOPLINE LOWER CABINETS WITH PLINTH

| MODEL HEIGHT 800 mm (without plinth) | ORDER CODE LOWER CABINETS | WIDTH mm | DEPTH mm | HEIGHT mm | NO. OF DRAWERS |
|---|------------------------------|-------------|-------------|--------------|-------------------|
|  <p>Drawer cabinet with full extension drawers and self- and soft close feature.</p> | US040004520800-2 | 400 | 452 | 800 | 2 |
| | US040006520800-2 | 400 | 652 | 800 | 2 |
| | US045504520800-2 | 455 | 452 | 800 | 2 |
| | US045506520800-2 | 455 | 652 | 800 | 2 |
| | US050004520800-2 | 500 | 452 | 800 | 2 |
| | US050006520800-2 | 500 | 652 | 800 | 2 |
| | US060004520800-2 | 600 | 452 | 800 | 2 |
| | US060006520800-2 | 600 | 652 | 800 | 2 |
| | US065504520800-2 | 655 | 452 | 800 | 2 |
| | US065506520800-2 | 655 | 652 | 800 | 2 |
|  <p>Drawer cabinet with full extension drawers and self- and soft close feature.</p> | US040004520800-3 | 400 | 452 | 800 | 3 |
| | US040006520800-3 | 400 | 652 | 800 | 3 |
| | US045504520800-3 | 455 | 452 | 800 | 3 |
| | US045506520800-3 | 455 | 652 | 800 | 3 |
| | US050004520800-3 | 500 | 452 | 800 | 3 |
| | US050006520800-3 | 500 | 652 | 800 | 3 |
| | US060004520800-3 | 600 | 452 | 800 | 3 |
| | US060006520800-3 | 600 | 652 | 800 | 3 |
| | US065504520800-3 | 655 | 452 | 800 | 3 |
| | US065506520800-3 | 655 | 652 | 800 | 3 |
|  <p>Drawer cabinet with full extension drawers and self- and soft close feature.</p> | US040004520800-4 | 400 | 452 | 800 | 4 |
| | US040006520800-4 | 400 | 652 | 800 | 4 |
| | US045504520800-4 | 455 | 452 | 800 | 4 |
| | US045506520800-4 | 455 | 652 | 800 | 4 |
| | US050004520800-4 | 500 | 452 | 800 | 4 |
| | US050006520800-4 | 500 | 652 | 800 | 4 |
| | US060004520800-4 | 600 | 452 | 800 | 4 |
| | US060006520800-4 | 600 | 652 | 800 | 4 |
| | US065504520800-4 | 655 | 452 | 800 | 4 |
| | US065506520800-4 | 655 | 652 | 800 | 4 |
|  <p>Drawer cabinet with full extension drawers and self- and soft close feature.</p> | US040004520800-5 | 400 | 452 | 800 | 5 |
| | US040006520800-5 | 400 | 652 | 800 | 5 |
| | US045504520800-5 | 455 | 452 | 800 | 5 |
| | US045506520800-5 | 455 | 652 | 800 | 5 |
| | US050004520800-5 | 500 | 452 | 800 | 5 |
| | US050006520800-5 | 500 | 652 | 800 | 5 |
| | US060004520800-5 | 600 | 452 | 800 | 5 |
| | US060006520800-5 | 600 | 652 | 800 | 5 |
| | US065504520800-5 | 655 | 452 | 800 | 5 |
| | US065506520800-5 | 655 | 652 | 800 | 5 |
|  <p>Drawer cabinet with full extension drawers and self- and soft close feature.</p> | US040004520800-6 | 400 | 452 | 800 | 6 |
| | US040006520800-6 | 400 | 652 | 800 | 6 |
| | US045504520800-6 | 455 | 452 | 800 | 6 |
| | US045506520800-6 | 455 | 652 | 800 | 6 |
| | US050004520800-6 | 500 | 452 | 800 | 6 |
| | US050006520800-6 | 500 | 652 | 800 | 6 |
| | US060004520800-6 | 600 | 452 | 800 | 6 |
| | US060006520800-6 | 600 | 652 | 800 | 6 |
| | US065504520800-6 | 655 | 452 | 800 | 6 |
| | US065506520800-6 | 655 | 652 | 800 | 6 |

haliONE TOPLINE OVERHEAD CABINETS

| MODEL HEIGHT 1200 mm | | ORDER CODE OVERHEAD CABINETS | WIDTH mm | DEPTH mm | HEIGHT mm | ORDER CODE SHELVES |
|---|---|---|-------------|--------------|--------------|-----------------------|
|  | Storage cabinet (ISO) including holes for shelves or trays/baskets in combination with side panels or telescopic runners. Choice of left or right hand door opening. | AL035504521200 | 355 | 452 | 1200 | EB1903160375 |
| | | AL045506521200 | 455 | 652 | 1200 | EB1904160575 |
| | | AL065504521200 | 655 | 452 | 1200 | EB1906160375 |
|  | Storage cabinet including holes for shelves. Choice of left or right hand door opening. | AL040004521200 | 400 | 452 | 1200 | EB1903610375 |
| | | AL040006521200 | 400 | 652 | 1200 | EB1903610575 |
| | | AL045504521200 | 455 | 452 | 1200 | EB1904160375 |
| | | AL050004521200 | 500 | 452 | 1200 | EB1904610375 |
| | | AL050006521200 | 500 | 652 | 1200 | EB1904610575 |
| | | AL060004521200 | 600 | 452 | 1200 | EB1905610375 |
| | | AL060006521200 | 600 | 652 | 1200 | EB1905610575 |
| AL065506521200 | 655 | 652 | 1200 | EB1906160575 | | |
|  | Storage cabinet including holes for shelves. Cabinets with widths from 800 mm on: shelf front 25 mm. Double doors to be opened to the left and to the right. | AL075004521200 | 750 | 452 | 1200 | EB1907110375 |
| | | AL075006521200 | 750 | 652 | 1200 | EB1907110575 |
| | | AL080004521200 | 800 | 452 | 1200 | EB2507610375 |
| | | AL080006521200 | 800 | 652 | 1200 | EB2507610575 |
| | | AL091004521200 | 910 | 452 | 1200 | EB2508710375 |
| AL091006521200 | 910 | 652 | 1200 | EB2508710575 | | |
|  | Storage cabinet (ISO) including holes for shelves or trays/baskets in combination with side panels or telescopic runners. Plastic roll front to be opened bottom-up; secured against accidental closing. | AR045507201200 | 455 | 720 | 1200 | EB1904160575 |
| | | AR065506521200 (incl. raised rear panel) | 655 | 652 | 1200 | EB1906160375 |
| | | AR065505201200 | 655 | 520 | 1200 | EB1906160375 |

(optionally available with aluminum roller shutters)

haliONE TOPLINE OVERHEAD CABINETS

| MODEL HEIGHT 650 mm | | ORDER CODE OVERHEAD CABINETS | WIDT mm | DEPTH mm | HEIGHT mm | ORDER CODE SHELVES |
|--|----------------|---------------------------------|------------|-------------|--------------|-----------------------|
|  <p>Storage cabinet (ISO) including holes for shelves or trays/baskets in combination with side panel. For wall mounting hangers integrated. Choice of left or right hand door opening.</p> | | OL035504520650 | 355 | 452 | 650 | EB1903160375 |
| | | OL045503760650 | 455 | 376 | 650 | EB1904160299 |
| | | OL045506520650 | 455 | 652 | 650 | EB1904160575 |
| | | OL065504520650 | 655 | 452 | 650 | EB1906160375 |
|  <p>Storage cabinet (ISO) including holes for shelves. For wall mounting hangers integrated. Choice of left or right hand door opening.</p> | | OL040003760650 | 400 | 376 | 650 | EB1903610299 |
| | | OL040004520650 | 400 | 452 | 650 | EB1903610375 |
| | | OL040006520650 | 400 | 652 | 650 | EB1903610575 |
| | | OL045504520650 | 455 | 452 | 650 | EB1904160375 |
| | | OL050003760650 | 500 | 376 | 650 | EB1904610299 |
| | | OL050004520650 | 500 | 452 | 650 | EB1904610375 |
| | | OL050006520650 | 500 | 652 | 650 | EB1904610575 |
| | | OL060003760650 | 600 | 376 | 650 | EB1905610299 |
| | | OL060004520650 | 600 | 452 | 650 | EB1905610375 |
| | | OL060006520650 | 600 | 652 | 650 | EB1905610575 |
|  <p>Storage cabinet including holes for shelves. For wall mounting hangers integrated. For cabinets wider than 910 mm: vertical shelf inside. Double doors to be opened to the left and to the right.</p> | | OL065503760650 | 655 | 376 | 650 | EB1906160299 |
| | | OL065506520650 | 655 | 652 | 650 | EB1906160575 |
| | | OL075003760650 | 750 | 376 | 650 | EB1907110299 |
| | | OL075004520650 | 750 | 452 | 650 | EB1907110375 |
| | | OL075006520650 | 750 | 652 | 650 | EB1907110575 |
| | | OL080003760650 | 800 | 376 | 650 | EB2507610299 |
| | | OL080004520650 | 800 | 452 | 650 | EB2507610375 |
| | | OL080006520650 | 800 | 652 | 650 | EB2507610575 |
| | | OL091003760650 | 910 | 376 | 650 | EB1904250299 |
| | | OL091004520650 | 910 | 452 | 650 | EB1904250375 |
| | OL091006520650 | 910 | 652 | 650 | EB1904250575 | |

haliONE TOPLINE OVERHEAD CABINETS

| MODEL HEIGHT 450 mm | | ORDER CODE OVERHEAD CABINETS | WIDT mm | DEPTH mm | HEIGHT mm | ORDER CODE SHELVES |
|--|----------------|---------------------------------|------------|-------------|--------------|-----------------------|
|  <p>Overhead cabinet (ISO) including holes for shelves or trays/baskets in combination with side panel. For wall mounting hangers integrated. Choice of left or right hand door opening.</p> | | DL035504520450 | 355 | 452 | 450 | EB1903160375 |
| | | DL045503760450 | 455 | 376 | 450 | EB1904160299 |
| | | DL045506520450 | 455 | 652 | 450 | EB1904160575 |
| | | DL065504520450 | 655 | 452 | 450 | EB1906160375 |
|  <p>Overhead cabinet (ISO) including holes for shelves. For wall mounting hangers integrated. Choice of left or right hand door opening.</p> | | DL040003760450 | 400 | 376 | 450 | EB1903610299 |
| | | DL040004520450 | 400 | 452 | 450 | EB1903610375 |
| | | DL040006520450 | 400 | 652 | 450 | EB1903610575 |
| | | DL045504520450 | 455 | 452 | 450 | EB1904160375 |
| | | DL050003760450 | 500 | 376 | 450 | EB1904610299 |
| | | DL050004520450 | 500 | 452 | 450 | EB1904610375 |
| | | DL050006520450 | 500 | 652 | 450 | EB1904610575 |
| | | DL060003760450 | 600 | 376 | 450 | EB1905610299 |
| | | DL060004520450 | 600 | 452 | 450 | EB1905610375 |
| | | DL060006520450 | 600 | 652 | 450 | EB1905610575 |
|  <p>Overhead cabinet including holes for shelves. For wall mounting hangers integrated. For cabinets wider than 910 mm: vertical shelf inside. Double doors to be opened to the left and to the right.</p> | | DL065503760450 | 655 | 376 | 450 | EB1906160299 |
| | | DL065506520450 | 655 | 652 | 450 | EB1906160575 |
| | | DL075003760450 | 750 | 376 | 450 | EB1907110299 |
| | | DL075004520450 | 750 | 452 | 450 | EB1907110375 |
| | | DL075006520450 | 750 | 652 | 450 | EB1907110575 |
| | | DL080003760450 | 800 | 376 | 450 | EB2507610299 |
| | | DL080004520450 | 800 | 452 | 450 | EB2507610375 |
| | | DL080006520450 | 800 | 652 | 450 | EB2507610575 |
| | | DL091003760450 | 910 | 376 | 450 | EB1904250299 |
| | | DL091004520450 | 910 | 452 | 450 | EB1904250375 |
| | | DL091006520450 | 910 | 652 | 450 | EB1904250575 |
| | | DL120003760450 | 1200 | 376 | 450 | EB1905700299 |
| | DL120004520450 | 1200 | 452 | 450 | EB1905700375 | |
| | DL120006520450 | 1200 | 652 | 450 | EB1905700575 | |

haliONE TOPLINE MOBILE CABINETS AND FUNCTIONAL CABINETS

TRAY SYSTEM ISO 40/60

| MODEL | | ORDER CODE | WIDTH | DEPTH | HEIGHT | NO. OF SHELVES |
|--|--|---------------------|-------|-------|--------|----------------|
| | | MOBILE CABINETS | mm | mm | mm | |
| | | FUNCTIONAL CABINETS | | | | |
|  | Mobile cabinet 1 x Utensil drawer 1 x Drawer 1 x File drawer Interlock system 4 swivel casters | RC043506150620-3 | 435 | 615 | 620 | 3 |
|  | Mobile cabinet 1 x Utensil drawer 3 x Drawer Interlock system 4 swivel casters | RC043506150620-4 | 435 | 615 | 620 | 4 |
|  | Lower cabinet accommodating the refrigerated medicine cabinet DS301H. Including inlet/outlet air ventilation and storage trays. Choice of left or right hand door opening. | UK065506520800-3 | 655 | 652 | 800 | |
|  | Lower cabinet accommodating the refrigerated medicine cabinet DS601H. Including inlet/outlet air ventilation and storage trays. Choice of left or right hand door opening. | UK065506520800-6 | 655 | 652 | 800 | |
|  | Z-Wardrobe Cabinet Dry room Z-shape locker with construction for shoe storage. Incl. air ventilation. Configuration: one triple hook, doors with different keys, incl. 1 general key. Aluminum name plate. Door opens at a radius of approx. 100°. Bottom construction for shoe storage made of 30 x 30 x 2 mm square tube design. Shoe shelf of 15 x 15 x 2 mm steel tube, color light gray. | | 330* | 500* | 1540** | |

*Dimensions per unit
**excl. 450 mm frame height

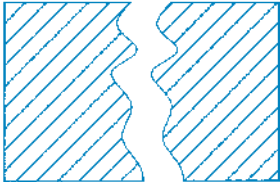
WORKTOPS

High-pressure laminate worktops (HPL)

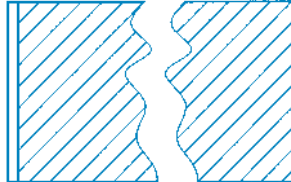
HPL (High Pressure Laminate) worktops are resistant against various chemicals and can also resist higher temperatures. Short-term temperature resistance of up to 230 °C; easy to clean smooth surface.

Material: 38 mm particle board with 0.8 mm laminate. Approx. 110 different colors available.

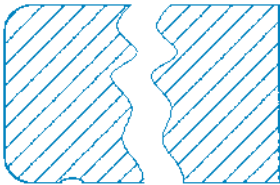
Three different types of profiles for the worktops are available:



Profile 03
front side straight



Profile 630
with 1.5 mm PP edge



Profile 04
Drip catcher
Front side rounded with drip catcher to prevent water ingress between work surface and cabinets underneath.

The following depths are available and can be shortened individually:

| MAX. DEPTH mm | PROFILE 03 | PROFILE 630 | PROFILE 04 |
|------------------|------------|-------------|------------|
| 600 | APL 03-060 | APL 630-060 | APL 04-060 |
| 750 | APL 03-075 | APL 630-075 | APL 04-075 |
| 900 | APL 03-090 | APL 630-090 | APL 04-090 |
| 1200 | APL 03-120 | APL 630-120 | APL 04-120 |

! Corner worktops on request!



HPL worktop with drop-in stainless steel sink



All Hammerlit sinks have a standard drop-in design and the **flush installation** underneath the HPL surface ensures **hygienic conditions**. The gap is sealed with epoxy. This prevents ingress of humidity.

! Worktops also available made of Corian®, Granit, Trespa® and stainless steel!



Worktop made of Corian®



Worktop made of stainless steel

SINKS

Stainless steel surfaces without overflow

- For laminated worktops, drop-in fitting, hygienic with overflow plug



| MODEL | ORDER CODE |
|--|------------|
| Stainless steel sink (Blancotop EE3x4) 330 x 470 x 150 mm (W x D x H) matt polish, without overflow | 230114 |
| Overflow plug, 1.5" | 230116 |



| MODEL | ORDER CODE |
|--|------------|
| Stainless steel sink (Blancotop EE4x4) 435 x 470 x 150 mm (W x D x H) matt polish, without overflow | 230115 |
| Overflow plug, 1.5" | 230117 |



| MODEL | ORDER CODE |
|---|------------|
| Stainless steel sink (Blancotop 5542EE) 500 x 500 x 200 mm (W x D x H) matt polish, without overflow | 230232 |
| Overflow plug, 1.5" | 230212 |



| MODEL | ORDER CODE |
|---|------------|
| Stainless steel sink (Blancotop 5543EE) 500 x 500 x 300 mm (W x D x H) matt polish, without overflow | 230233 |
| Overflow plug, 1.5" | 230213 |

Stainless steel bowl sink



| MODEL | ORDER CODE |
|--|------------|
| Stainless steel bowl sink without overflow Ø 432 mm, Depth 165 mm | 536136 |
| Plug valve, 1 1/2" | 137282 |
| Overflow plug, 1.5" | 369961 |

Stainless steel sink with drainboard



| MODEL | ORDER CODE |
|---|------------|
| Stainless steel sink with drain- board, without overflow, 860 x 435 mm, Sink: 340 x 370 x 150 mm | 531425 |
| Plug valve, 1 1/2" with ring | 137282 |
| Overflow plug, 1.5" | 369961 |

DRUG STORAGE (BTM)



ZSA 225

Series ZSA (Security level A according to VDMA 24992 issued May 1995th)

// CONSTRUCTION

- + Double wall doors
- + Single wall, door thickness 6 mm
- + Manganese steel plate protects lock

// LOCK

- + Security lock
- + 2 keys

The safes are basically equipped with a right door stop. Safes with a left door hinge possible on request.

| MODEL ORDER CODE | OUTSIDE DIMENSIONS | | | INSIDE DIMENSIONS | | | WEIGHT kg |
|---------------------|--------------------|-------------|--------------|-------------------|-------------|--------------|--------------|
| | WIDTH mm | DEPTH mm | HEIGHT mm | WIDTH mm | DEPTH mm | HEIGHT mm | |
| ZSA 220 | 250 | 200 | 170 | 240 | 165 | 160 | 9 |
| ZSA 225 | 250 | 250 | 170 | 240 | 215 | 160 | 10 |
| ZSA 230 | 250 | 300 | 170 | 240 | 265 | 160 | 11 |
| ZSA 325 | 250 | 250 | 240 | 240 | 215 | 230 | 13 |
| ZSA 330 | 250 | 300 | 240 | 240 | 265 | 230 | 14 |
| ZSA 430 | 250 | 300 | 300 | 240 | 265 | 290 | 18 |
| ZSA 344-M | 406 | 400 | 300 | 396 | 365 | 290 | 26 |
| ZSA 342-M | 406 | 245 | 320 | 396 | 210 | 310 | 25 |
| ZSA 352-M | 556 | 245 | 320 | 546 | 210 | 310 | 38 |
| ZSA 354-M | 556 | 400 | 320 | 546 | 365 | 310 | 42 |
| ZSA 443 | 480 | 360 | 400 | 470 | 325 | 390 | 34 |
| ZSA 444-M | 406 | 400 | 400 | 396 | 365 | 390 | 34 |
| ZSA 442 | 400 | 200 | 450 | 390 | 165 | 440 | 26 |
| ZSA 744-M | 406 | 420 | 700 | 396 | 385 | 690 | 52 |
| ZSA 442-Z-M | 400 | 400 | 450 | 390 | 365 | 140+290 | 38 |
| ZSA 642-Z | 400 | 200 | 600 | 390 | 165 | 190+390 | 44 |

Z = two doors, upper part 1/3 (night service), below part 2/3 (daily service)

09

SHELVING SYSTEMS

SHELVING SYSTEM SUPER, SHELVING SYSTEM SUPER SEAL [177](#)
SUPER NN, SUPER SEAL, SUPER STAINLESS STEEL [178-179](#)
SHELF CARTS, WIRE UTILITY CARTS [180](#)
PATIENT ITEM CARTS [181](#)
ITEM CARTS, GARMENT RACKS [182](#)
ACCESSORIES FOR SUPER SHELVING SYSTEM [183-185](#)
SHELVING SYSTEM CLASSIC [186-187](#)

SHELVING SYSTEM SUPER



+ Split sleeve connection

- Proven shelving system with split sleeve connection
- Height of shelves can be adjusted in steps of 25 mm
- Quick and easy assembly without tools
- Load rating
 - max. 150 kg for shelves from 610 to 1219 mm
 - max. 100 kg for shelves from 1372 to 1829 mm
- Racks available in various widths, depths and heights
- Wide range of accessories available

// AVAILABLE MATERIALS AND QUALITIES

- + Steel, nickel and chrome-plated **SUPER NN**
- + Stainless steel **SUPER stainless steel wire shelves** and **SUPER stainless steel solid shelves**




„Simple, flexible and resilient!
Optimal use of storage space!“

SHELVING SYSTEM SUPER SEAL



- Corrosion-resistant surface – suitable for cold storage
- Surface with antibacterial agent
- Proven shelving system with split sleeve connection
- Height of shelves can be adjusted in steps of 25 mm
- Quick and easy assembly without tools
- Load rating
 - max. 150 kg for shelves from 610 to 1219 mm
 - max. 100 kg for shelves from 1372 to 1829 mm
- Racks available in various widths, depths and heights
- Wide range of accessories available
- Dual corrosion protection: zinc-chromated surface with durable, temperature-resistant epoxy coating




- Steel
- Nickel
- Chrome
- Epoxy Coating

// INFORMATION


With integrated antibacterial agent.



SUPER SHELVES – POSTS



Wire shelf



Solid stainless steel shelf

| DEPTH mm | WIDTH mm | ORDER CODE SUPER NN WIRE SHELVES | ORDER CODE SUPER SEAL WIRE SHELVES | ORDER CODE SUPER STAINLESS STEEL WIRE SHELVES | ORDER CODE SUPER STAINLESS STEEL SOLID SHELVES |
|-------------|-------------|--|--|---|--|
| 356 | 610 | NN 3561 | 1424 NK3 | E 3561 NS | GEH 3561 |
| | 762 | NN 3576 | 1430 NK3 | E 3576 NS | GEH 3576 |
| | 914 | NN 3591 | 1436 NK3 | E 3591 NS | GEH 3591 |
| | 1067 | NN 3510 | 1442 NK3 | E 3510 NS | GEH 3510 |
| | 1219 | NN 3512 | 1448 NK3 | E 3512 NS | GEH 3512 |
| | 1524 | NN 3515 | 1460 NK3 | E 3515 NS | GEH 3515 |
| | 1829 | NN 3518 | 1472 NK3 | E 3518 NS | GEH 3518 |
| 457 | 610 | NN 4561 | 1824 NK3 | E 4561 NS | GEH 4561 |
| | 762 | NN 4576 | 1830 NK3 | E 4576 NS | GEH 4576 |
| | 914 | NN 4591 | 1836 NK3 | E 4591 NS | GEH 4591 |
| | 1067 | NN 4510 | 1842 NK3 | E 4510 NS | GEH 4510 |
| | 1219 | NN 4512 | 1848 NK3 | E 4512 NS | GEH 4512 |
| | 1372 | NN 4513 | 1854 NK3 | E 4513 NS | GEH 4513 |
| | 1524 | NN 4515 | 1860 NK3 | E 4515 NS | GEH 4515 |
| 1829 | NN 4518 | 1872 NK3 | E 4518 NS | GEH 4518 | |
| 533 | 610 | NN 5361 | 2124 NK3 | E 5361 NS | GEH 5361 |
| | 762 | NN 5376 | 2130 NK3 | E 5376 NS | GEH 5376 |
| | 914 | NN 5391 | 2136 NK3 | E 5391 NS | GEH 5391 |
| | 1067 | NN 5310 | 2142 NK3 | E 5310 NS | GEH 5310 |
| | 1219 | NN 5312 | 2148 NK3 | E 5312 NS | GEH 5312 |
| | 1372 | | 2154 NK3 | E 5313 NS | GEH 5313 |
| | 1524 | NN 5315 | 2160 NK3 | E 5315 NS | GEH 5315 |
| 1829 | NN 5318 | 2172 NK3 | E 5318 NS | GEH 5318 | |
| 610 | 610 | NN 6161 | 2424 NK3 | E 6161 NS | GEH 6161 |
| | 762 | NN 6176 | 2430 NK3 | E 6176 NS | GEH 6176 |
| | 914 | NN 6191 | 2436 NK3 | E 6191 NS | GEH 6191 |
| | 1067 | NN 6110 | 2442 NK3 | E 6110 NS | GEH 6110 |
| | 1219 | NN 6112 | 2448 NK3 | E 6112 NS | GEH 6112 |
| | 1372 | NN 6113 | 2454 NK3 | E 6113 NS | GEH 6113 |
| | 1524 | NN 6115 | 2460 NK3 | E 6115 NS | GEH 6115 |
| 1829 | NN 6118 | 2472 NK3 | E 6118 NS | GEH 6118 | |
| 762 | 914 | | 3036 NK3 | E 7691 NS | GEH 7691 |
| | 1219 | | 3048 NK3 | E 7612 NS | GEH 7612 |
| | 1524 | | 3060 NK3 | E 7615 NS | GEH 7615 |
| | 1829 | | 3072 NK3 | E 7618 NS | GEH 7618 |
| 914 | 914 | | 3636 NK3 | E 9191 NS | GEH 9191 |
| | 1219 | | 3648 NK3 | | GEH 9112 |
| | 1524 | | 3660 NK3 | E 9115 NS | GEH 9115 |
| | 1829 | | 3672 NK3 | | GEH 9118 |

| LENGTH mm | ORDER CODE SUPER NN POSTS | ORDER CODE SUPER SEAL POSTS | ORDER CODE SUPER NN STAINLESS STEEL POSTS |
|--------------|---------------------------------|-----------------------------------|---|
| 370 | NN F | 13PK3 | |
| 875 | NN G | 33PK3 | |
| 1385 | NN A | 54PK3 | EANN |
| 1590 | NN B | 63PK3 | EBNN |
| 1895 | NN C | 74PK3 | ECNN |
| 2200 | NN D | 86PK3 | EDNN |
| 2450 | | 96PK3 | |



Post

OPTIMIZATION LIST FOR STORAGE RACKS

Using the column „Shelf length“, determines the required length of the shelf. The corresponding cell contains additional information on the number of basic and add-on units, shelf length and the respective order reference for the possible version.

| SHELF LENGTH mm | SHELF DEPTH mm | STARTER UNIT mm | ADD-ON UNIT 1 mm | ADD-ON UNIT 2 mm | ADD-ON UNIT 3 mm | SYSTEM SUPER NN | SYSTEM SUPER SEAL | SYSTEM SUPER NN STAINLESS STEEL | SYSTEM SUPER STAINLESS STEEL SOLID |
|--------------------|-------------------|--------------------|---------------------|---------------------|---------------------|-----------------|-------------------|---------------------------------|------------------------------------|
| 610 | 457 | 610 | | | | NN 610/457 C4 | NK3 610/457 C4 | E 610/457 C4 | GEH 610/457 C4 |
| 762 | 457 | 762 | | | | NN 762/457 C4 | NK3 762/457 C4 | E 762/457 C4 | GEH 762/457 C4 |
| 914 | 457 | 914 | | | | NN 914/457 C4 | NK3 914/457 C4 | E 914/457 C4 | GEH 914/457 C4 |
| 1067 | 457 | 1067 | | | | NN 1067/457 C4 | NK3 1067/457 C4 | E 1067/457 C4 | GEH 1067/457 C4 |
| 1219 | 457 | 1219 | | | | NN 1219/457 C4 | NK3 1219/457 C4 | E 1219/457 C4 | GEH 1219/457 C4 |
| 1372 | 457 | 1372 | | | | NN 1372/457 C4 | NK3 1372/457 C4 | E 1372/457 C4 | GEH 1372/457 C4 |
| 1524 | 457 | 1524 | | | | NN 1524/457 C4 | NK3 1524/457 C4 | E 1524/457 C4 | GEH 1524/457 C4 |
| 1676 | 457 | 914 | 762 | | | NN 1676/457 C4 | NK3 1676/457 C4 | E 1676/457 C4 | GEH 1676/457 C4 |
| 1828 | 457 | 914 | 914 | | | NN 1828/457 C4 | NK3 1828/457 C4 | E 1828/457 C4 | GEH 1828/457 C4 |
| 1981 | 457 | 1067 | 914 | | | NN 1981/457 C4 | NK3 1981/457 C4 | E 1981/457 C4 | GEH 1981/457 C4 |
| 2134 | 457 | 1067 | 1067 | | | NN 2134/457 C4 | NK3 2134/457 C4 | E 2134/457 C4 | GEH 2134/457 C4 |
| 2286 | 457 | 1219 | 1067 | | | NN 2286/457 C4 | NK3 2286/457 C4 | E 2286/457 C4 | GEH 2286/457 C4 |
| 2438 | 457 | 1219 | 1219 | | | NN 2438/457 C4 | NK3 2438/457 C4 | E 2438/457 C4 | GEH 2438/457 C4 |
| 2591 | 457 | 1524 | 1067 | | | NN 2591/457 C4 | NK3 2591/457 C4 | E 2591/457 C4 | GEH 2591/457 C4 |
| 2743 | 457 | 1524 | 1219 | | | NN 2743/457 C4 | NK3 2743/457 C4 | E 2743/457 C4 | GEH 2743/457 C4 |
| 2896 | 457 | 1524 | 1372 | | | NN 2896/457 C4 | NK3 2896/457 C4 | E 2896/457 C4 | GEH 2896/457 C4 |
| 3048 | 457 | 1524 | 1524 | | | NN 3048/457 C4 | NK3 3048/457 C4 | E 3048/457 C4 | GEH 3048/457 C4 |
| 3201 | 457 | 1067 | 1067 | 1067 | | NN 3201/457 C4 | NK3 3201/457 C4 | E 3201/457 C4 | GEH 3201/457 C4 |
| 3353 | 457 | 1219 | 1067 | 1067 | | NN 3353/457 C4 | NK3 3353/457 C4 | E 3353/457 C4 | GEH 3353/457 C4 |
| 3505 | 457 | 1219 | 1219 | 1067 | | NN 3505/457 C4 | NK3 3505/457 C4 | E 3505/457 C4 | GEH 3505/457 C4 |
| 3657 | 457 | 1219 | 1219 | 1219 | | NN 3657/457 C4 | NK3 3657/457 C4 | E 3657/457 C4 | GEH 3657/457 C4 |
| 3810 | 457 | 1524 | 1219 | 1067 | | NN 3810/457 C4 | NK3 3810/457 C4 | E 3810/457 C4 | GEH 3810/457 C4 |
| 3962 | 457 | 1524 | 1219 | 1219 | | NN 3962/457 C4 | NK3 3962/457 C4 | E 3962/457 C4 | GEH 3962/457 C4 |
| 4115 | 457 | 1524 | 1524 | 1067 | | NN 4115/457 C4 | NK3 4115/457 C4 | E 4115/457 C4 | GEH 4115/457 C4 |
| 4267 | 457 | 1524 | 1524 | 1219 | | NN 4267/457 C4 | NK3 4267/457 C4 | E 4267/457 C4 | GEH 4267/457 C4 |
| 4420 | 457 | 1219 | 1067 | 1067 | 1067 | NN 4420/457 C4 | NK3 4420/457 C4 | E 4420/457 C4 | GEH 4420/457 C4 |
| 4572 | 457 | 1524 | 1524 | 1524 | | NN 4572/457 C4 | NK3 4572/457 C4 | E 4572/457 C4 | GEH 4572/457 C4 |
| 4724 | 457 | 1219 | 1219 | 1219 | 1067 | NN 4724/457 C4 | NK3 4724/457 C4 | E 4724/457 C4 | GEH 4724/457 C4 |
| 4876 | 457 | 1219 | 1219 | 1219 | 1219 | NN 4876/457 C4 | NK3 4876/457 C4 | E 4876/457 C4 | GEH 4876/457 C4 |
| 5029 | 457 | 1524 | 1219 | 1219 | 1067 | NN 5029/457 C4 | NK3 5029/457 C4 | E 5029/457 C4 | GEH 5029/457 C4 |
| 5181 | 457 | 1524 | 1219 | 1219 | 1219 | NN 5181/457 C4 | NK3 5181/457 C4 | E 5181/457 C4 | GEH 5181/457 C4 |
| 5334 | 457 | 1524 | 1524 | 1219 | 1067 | NN 5334/457 C4 | NK3 5334/457 C4 | E 5334/457 C4 | GEH 5334/457 C4 |
| 5486 | 457 | 1524 | 1524 | 1219 | 1219 | NN 5486/457 C4 | NK3 5486/457 C4 | E 5486/457 C4 | GEH 5486/457 C4 |
| 5639 | 457 | 1524 | 1524 | 1524 | 1067 | NN 5639/457 C4 | NK3 5639/457 C4 | E 5639/457 C4 | GEH 5639/457 C4 |
| 5791 | 457 | 1524 | 1524 | 1524 | 1219 | NN 5791/457 C4 | NK3 5791/457 C4 | E 5791/457 C4 | GEH 5791/457 C4 |
| 6096 | 457 | 1524 | 1524 | 1524 | 1524 | NN 6096/457 C4 | NK3 6096/457 C4 | E 6096/457 C4 | GEH 6096/457 C4 |

Order references in the table relate to a shelf height of approx. 1900 mm with 4 shelves per unit.

! Available heights for all storage racks: 1400 mm, 1600 mm and 2200 mm. All systems are also available in the following depths: 356 mm, 533 mm and 610 mm. Storage racks can also be delivered with 5 or more shelves per unit.

SHELF CARTS SUPER NN AND SUPER SEAL



4512 FB4

The carrying capacity of the **shelves and sorting trolley** for the standard casters with a diameter of 150 mm is max. 300 kg per trolley.

// TECHNICAL DESCRIPTION

- + **Casters**
4 swivel casters, 2 with double brake, Ø 150 mm
- + **Tread**
Solid gray rubber profile
- + **Caster housing**
Zinc-chromated

| MODEL | DEPTH mm | HEIGHT mm | NO. OF SHELVES | ORDER CODE WIDTH 610 mm | ORDER CODE WIDTH 914 mm | ORDER CODE WIDTH 1219 mm | ORDER CODE WIDTH 1524 mm | ORDER CODE WIDTH 1829 mm |
|------------------------|-------------|--------------|-------------------|-------------------------------|-------------------------------|--------------------------------|--------------------------------|--------------------------------|
| SUPER NN SUPER SEAL | 457 | 1565 | 4 | NN 4561 FA4 NK3 4561 FA4 | NN 4591 FA4 NK3 4591 FA4 | NN 4512 FA4 NK3 4512 FA4 | NN 4515 FA4 NK3 4515 FA4 | NN 4518 FA4 NK3 4518 FA4 |
| SUPER NN SUPER SEAL | 533 | 1565 | 4 | NN 5361 FA4 NK3 5361 FA4 | NN 5391 FA4 NK3 5391 FA4 | NN 5312 FA4 NK3 5312 FA4 | NN 5315 FA4 NK3 5315 FA4 | NN 5318 FA4 NK3 5318 FA4 |
| SUPER NN SUPER SEAL | 610 | 1565 | 4 | NN 6161 FA4 NK3 6161 FA4 | NN 6191 FA4 NK3 6191 FA4 | NN 6112 FA4 NK3 6112 FA4 | NN 6115 FA4 NK3 6115 FA4 | NN 6118 FA4 NK3 6118 FA4 |

| MODEL | DEPTH mm | HEIGHT mm | NO. OF SHELVES | ORDER CODE WIDTH 610 mm | ORDER CODE WIDTH 914 mm | ORDER CODE WIDTH 1219 mm | ORDER CODE WIDTH 1524 mm | ORDER CODE WIDTH 1829 mm |
|------------------------|-------------|--------------|-------------------|-------------------------------|-------------------------------|--------------------------------|--------------------------------|--------------------------------|
| SUPER NN SUPER SEAL | 457 | 1785 | 4 | NN 4561 FB4 NK3 4561 FB4 | NN 4591 FB4 NK3 4591 FB4 | NN 4512 FB4 NK3 4512 FB4 | NN 4515 FB4 NK3 4515 FB4 | NN 4518 FB4 NK3 4518 FB4 |
| SUPER NN SUPER SEAL | 533 | 1785 | 4 | NN 5361 FB4 NK3 5361 FB4 | NN 5391 FB4 NK3 5391 FB4 | NN 5312 FB4 NK3 5312 FB4 | NN 5315 FB4 NK3 5315 FB4 | NN 5318 FB4 NK3 5318 FB4 |
| SUPER NN SUPER SEAL | 610 | 1785 | 4 | NN 6161 FB4 NK3 6161 FB4 | NN 6191 FB4 NK3 6191 FB4 | NN 6112 FB4 NK3 6112 FB4 | NN 6115 FB4 NK3 6115 FB4 | NN 6118 FB4 NK3 6118 FB4 |

PATIENT ITEM CARTS NK3 4512FB 5-16

The **sorting shelf trolley** design is especially suitable for laundry with residual moisture. With the epoxy coating there is an improved resistance to corrosion compared with our chromated steel trolleys. The tabs NK3 9084 Z on this type of trolley are of plastic. Rods are made of stainless steel.

// TECHNICAL DESCRIPTION

- + **Casters**
4 swivel casters, 2 with brake,
Ø 125 mm
- + **Tread**
Thermoplastic rubber tape



NK3 4512 FB5-16

WIRE UTILITY CARTS SUPER NN



5391 FE3 (3-shelf model)

Wire utility carts are available with 2 or 3 shelves and have a load rating of approx. 300 kg per cart. Height of cart handle: 1010 mm. Swiveling radius of the casters approx. 125 mm.

// TECHNICAL DESCRIPTION

- + **Casters** 4 swivel casters, 2 with double brake, Ø 125 mm
- + **Tread** Solid gray rubber profile
- + **Caster housing** Zinc-chromated

| MODEL | WIDTH mm | DEPTH mm | HEIGHT mm | NO. OF SHELVES | ORDER CODE |
|----------|-------------|-------------|--------------|-------------------|---------------|
| SUPER NN | 914 | 533 | 1010 | 2 | NN 5391 FE2 |
| SUPER NN | 914 | 533 | 1010 | 3 | NN 5391 FE3 |
| SUPER NN | 914 | 610 | 1010 | 2 | NN 6191 FE2 |
| SUPER NN | 914 | 610 | 1010 | 3 | NN 6191 FE3 |

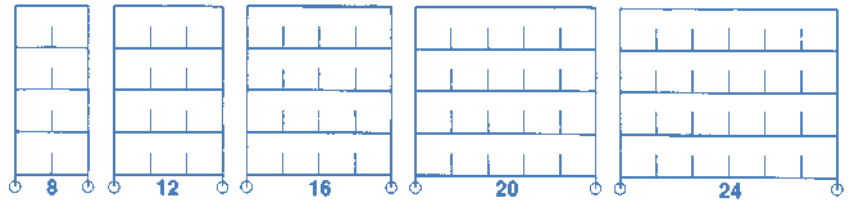
PATIENT ITEM CARTS SUPER NN AND SUPER SEAL



4561 FB 5-8
(8-bay cart)

// TECHNICAL DESCRIPTION

- + 5 wire shelves
- + End enclosures consisting of 3 rods per end, back enclosures consisting of 2 rods per compartment
- + Dividers for individual compartments
- + 1 label holder for each compartment
- + **Casters** 4 swivel casters, 2 with double brake, Ø 150 mm
- + **Tread** Solid gray rubber profile



| MODEL | DEPTH mm | HEIGHT mm | ORDER CODE WIDTH 610 mm 8 BAYS | ORDER CODE WIDTH 914 mm 12 BAYS | ORDER CODE WIDTH 1219 mm 16 BAYS | ORDER CODE WIDTH 1524 mm 20 BAYS | ORDER CODE WIDTH 1829 mm 24 BAYS |
|------------|----------|-----------|--------------------------------------|---------------------------------------|--|--|--|
| SUPER NN | 457 | 1785 | NN 4561 FB 5-8 | NN 4591 FB 5-12 | NN 4512 FB 5-16 | NN 4515 FB 5-20 | NN 4518 FB 5-24 |
| SUPER SEAL | | | NK3 4561 FB 5-8 | NK3 4591 FB 5-12 | NK3 4512 FB 5-16 | NK3 4515 FB 5-20 | NK3 4518 FB 5-24 |
| SUPER NN | 533 | 1785 | NN 5361 FB 5-8 | NN 5391 FB 5-12 | NN 5312 FB 5-16 | NN 5315 FB 5-20 | NN 5318 FB 5-24 |
| SUPER SEAL | | | NK3 5361 FB 5-8 | NK3 5391 FB 5-12 | NK3 5312 FB 5-16 | NK3 5315 FB 5-20 | NK3 5318 FB 5-24 |
| SUPER NN | 610 | 1785 | NN 6161 FB 5-8 | NN 6191 FB 5-12 | NN 6112 FB 5-16 | NN 6115 FB 5-20 | NN 6118 FB 5-24 |
| SUPER SEAL | | | NK3 6161 FB 5-8 | NK3 6191 FB 5-12 | NK3 6112 FB 5-16 | NK3 6115 FB 5-20 | NK3 6118 FB 5-24 |

Dimensions of bays approx. 290 x 340 mm (W x H), chromated

// INFORMATION

Eco Version for SUPER NN:

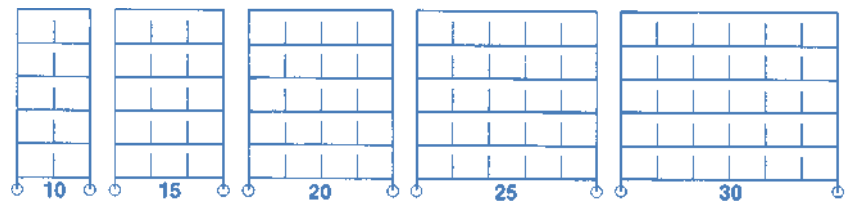
1 rod per compartment, 2 rods per face side. Add an „NN“ to the „NN“ model number (e.g., NN 4518 FB 6-30N)



4518 FB 6-30
(30-bay cart)

// TECHNICAL DESCRIPTION

- + 6 wire shelves
- + End enclosures consisting of 3 rods per end, back enclosures consisting of 2 rods per compartment
- + Dividers for individual compartments
- + 1 label holder for each compartment
- + **Casters** 4 swivel casters, 2 with double brake, Ø 150 mm
- + **Tread** Solid gray rubber profile



| MODEL | DEPTH mm | HEIGHT mm | ORDER CODE WIDTH 610 mm 10 BAYS | ORDER CODE WIDTH 914 mm 15 BAYS | ORDER CODE WIDTH 1219 mm 20 BAYS | ORDER CODE WIDTH 1524 mm 25 BAYS | ORDER CODE WIDTH 1829 mm 30 BAYS |
|------------|----------|-----------|---------------------------------------|---------------------------------------|--|--|--|
| SUPER NN | 457 | 1785 | NN 4561 FB 6-10 | NN 4591 FB 6-15 | NN 4512 FB 6-20 | NN 4515 FB 6-25 | NN 4518 FB 6-30 |
| SUPER SEAL | | | NK3 4561 FB 6-10 | NK3 4591 FB 6-15 | NK3 4512 FB 6-20 | NK3 4515 FB 6-25 | NK3 4518 FB 6-30 |
| SUPER NN | 533 | 1785 | NN 5361 FB 6-10 | NN 5391 FB 6-15 | NN 5312 FB 6-20 | NN 5315 FB 6-25 | NN 5318 FB 6-30 |
| SUPER SEAL | | | NK3 5361 FB 6-10 | NK3 5391 FB 6-15 | NK3 5312 FB 6-20 | NK3 5315 FB 6-25 | NK3 5318 FB 6-30 |
| SUPER NN | 610 | 1785 | NN 6161 FB 6-10 | NN 6191 FB 6-15 | NN 6112 FB 6-20 | NN 6115 FB 6-25 | NN 6118 FB 6-30 |
| SUPER SEAL | | | NK3 6161 FB 6-10 | NK3 6191 FB 6-15 | NK3 6112 FB 6-20 | NK3 6115 FB 6-25 | NK3 6118 FB 6-30 |

Dimensions of bays approx. 290 x 265 mm (W x H), chromated

ITEM CARTS SUPER NN AND SUPER SEAL



NN KS 1860-6

// TECHNICAL DESCRIPTION

- + 5/6 wire shelves
- + End enclosures consisting of 3 rods per end, back enclosures consisting of 2 rods per compartment
- + Dividers for individual compartments
- + 1 label holder for each compartment
- + Coat hanger tube is made of stainless steel, coat hangers not included
- + **Casters** 4 swivel casters, 2 with double brake, Ø 150 mm
- + **Tread** Solid gray rubber profile

■ Accessories for item carts see pages 173-175.

// INFORMATION

Eco Version for SUPER NN:
1 rod per compartment, 2 rods per face side. Add an „N“ to the „NN“ model number (e.g., NN KS 1848-5N)

| MODEL | DEPTH mm | HEIGHT mm | NO. OF SHELVES CHROMATED | ORDER CODE WIDTH 1219 mm 8 BAYS | ORDER CODE WIDTH 1524 mm 12 BAYS | ORDER CODE WIDTH 1829 mm 16 BAYS |
|------------------------|----------|-----------|--------------------------|---------------------------------|----------------------------------|----------------------------------|
| SUPER NN SUPER SEAL | 457 | 1785 | 5 | NN KS 1848-5 NK3 KS 1848-5 | NN KS 1860-5 NK3 KS 1860-5 | NN KS 1872-5 NK3 KS 1872-5 |
| SUPER NN SUPER SEAL | 533 | 1785 | 5 | NN KS 2148-5 NK3 KS 2148-5 | NN KS 2160-5 NK3 KS 2160-5 | NN KS 2172-5 NK3 KS 2172-5 |
| SUPER NN SUPER SEAL | 610 | 1785 | 5 | NN KS 2448-5 NK3 KS 2448-5 | NN KS 2460-5 NK3 KS 2460-5 | NN KS 2472-5 NK3 KS 2472-5 |

| MODEL | DEPTH mm | HEIGHT mm | NO. OF SHELVES CHROMATED | ORDER CODE WIDTH 1219 mm 10 BAYS | ORDER CODE WIDTH 1524 mm 15 BAYS | ORDER CODE WIDTH 1829 mm 20 BAYS |
|------------------------|----------|-----------|--------------------------|----------------------------------|----------------------------------|----------------------------------|
| SUPER NN SUPER SEAL | 457 | 1785 | 6 | NN KS 1848-6 NK3 KS 1848-6 | NN KS 1860-6 NK3 KS 1860-6 | NN KS 1872-6 NK3 KS 1872-6 |
| SUPER NN SUPER SEAL | 533 | 1785 | 6 | NN KS 2148-6 NK3 KS 2148-6 | NN KS 2160-6 NK3 KS 2160-6 | NN KS 2172-6 NK3 KS 2172-6 |
| SUPER NN SUPER SEAL | 610 | 1785 | 6 | NN KS 2448-6 NK3 KS 2448-6 | NN KS 2460-6 NK3 KS 2460-6 | NN KS 2472-6 NK3 KS 2472-6 |

GARMENT RACK



MK 2148

// TECHNICAL DESCRIPTION

- + Coat hanger tube and brackets are made of stainless steel
- + **Casters** 4 swivel casters, 2 with double brake, Ø 150 mm
- + **Tread** Solid gray rubber profile
- + **Caster housing** Zinc-chromated
- + Coat hangers not included

| WIDTH mm | DEPTH mm | HEIGHT mm | MODEL SUPER NN | MODEL SUPER SEAL |
|----------|----------|-----------|----------------|------------------|
| 610 | 533 | 1785 | NN MK 2124 | NK3 MK 2124 |
| 762 | 533 | 1785 | NN MK 2130 | NK3 MK 2130 |
| 914 | 533 | 1785 | NN MK 2136 | NK3 MK 2136 |
| 1067 | 533 | 1785 | NN MK 2142 | NK3 MK 2142 |
| 1219 | 533 | 1785 | NN MK 2148 | NK3 MK 2148 |
| 1524 | 533 | 1785 | NN MK 2160 | NK3 MK 2160 |
| 1829 | 533 | 1785 | NN MK 2172 | NK3 MK 2172 |

ACCESSORIES FOR SHELVING SYSTEM SUPER



NN 4518 FB 6-30, HB 4518 K

Cloth cart covers

These covers are available for shelf carts and patient item carts. Material: 100 % polyester, white, including zipper at both ends of the front side.

| WIDTH mm | HEIGHT mm | ORDER CODE 457 mm | ORDER CODE 533 mm | ORDER CODE 610 mm |
|-------------|--------------|----------------------|----------------------|----------------------|
| 610 | 1590 | HB 4561 K | HB 5361 K | HB 6161 K |
| 762 | 1590 | HB 4576 K | HB 5376 K | HB 6176 K |
| 914 | 1590 | HB 4591 K | HB 5391 K | HB 6191 K |
| 1067 | 1590 | HB 4510 K | HB 5310 K | HB 6110 K |
| 1219 | 1590 | HB 4512 K | HB 5312 K | HB 6112 K |
| 1524 | 1590 | HB 4515 K | HB 5315 K | HB 6115 K |
| 1829 | 1590 | HB 4518 K | HB 5318 K | HB 6118 K |

Type B posts

When ordering other cart heights, please be sure to change the corresponding letter of the model. Type A posts, 457 X 610 mm shelves = HA 4561 K. Type B posts, 457 X 610 mm shelves = HB 4561 K. When ordering a custom height, please be sure to indicate the exact desired measurement.



Shelf dividers

Height 200 mm

| LENGTH mm | ORDER CODE SUPER NN | ORDER CODE SUPER SEAL | ORDER CODE SUPER STAINLESS STEEL |
|--------------|------------------------|--------------------------|--|
| 356 | NN 2035 | DD14K3 | E 2035 NS |
| 457 | NN 2045 | DD18K3 | |
| 533 | NN 2053 | DD21K3 | E 2053 NS |
| 610 | NN 2061 | DD24K3 | E 2061 NS |




Wire baskets, chromated

These can be mounted on any wire shelf.

H 212 C

H 210 C

| WIDTH mm | DEPTH mm | HEIGHT mm | ORDER CODE |
|-------------|-------------|--------------|------------|
| 343 | 127 | 178 | H 209 C |
| 440 | 190 | 130 | H 210 C |
| 440 | 190 | 255 | H 212 C |



Label holders

can be fastened anywhere on the shelf snake frame.

Labels

16 pieces per page

| MODEL | ORDER CODE |
|---------------|------------|
| Label holders | NN 9990 P2 |
| Labels | EKP3 |



Pull out coat hanger tube

Can be mounted on shelf and item carts. Extended length: approx. 300 mm Material: stainless steel

| MODEL | ORDER CODE |
|------------------|------------|
| Coat hanger tube | MK 300 |



Heavy duty stainless steel carrier

with polymer bumper (PE).

| MODEL | ORDER CODE |
|-------------------------|-------------|
| Stainless steel carrier | FGS + Shelf |



3-sided frame

Stainless steel, square tube 30 x 10 mm

| MODEL | ORDER CODE |
|-------|----------------|
| Frame | UR + Shelf + E |

ACCESSORIES FOR SHELVING SYSTEM SUPER



Solid shelves
Solid shelves are available for any SUPER and SUPER NN unit. Suitable for all shelf sizes; thickness: 4 mm or 6 mm.



PE-protector frame
Mobile shelves can also be supplied with PE shock protection.



Shelf ledge
Height 25 mm



Shelf ledge
Height 100 mm

| LENGTH mm | ORDER CODE SUPER NN CHROMATED | ORDER CODE SUPER STAINLESS STEEL |
|--------------|-------------------------------------|--|
| 356 | NN 2535 | |
| 457 | NN 2545 | E 2545 NS |
| 533 | NN 2553 | E 2553 NS |
| 610 | NN 2561 | E 2561 NS |
| 762 | NN 2576 | |
| 914 | NN 2591 | |
| 1067 | NN 2510 | |
| 1219 | NN 2512 | E 2512 NS |
| 1372 | - | E 2513 NS |
| 1524 | NN 2515 | |
| 1829 | NN 2518 | |

| LENGTH mm | ORDER CODE SUPER NN CHROMATED | ORDER CODE SUPER SEAL | ORDER CODE SUPER STAINLESS STEEL |
|--------------|-------------------------------------|--------------------------|--|
| 356 | NN 1035 | L14N-4K3 | E 1035 NS |
| 457 | NN 1045 | L18N-4K3 | E 1045 NS |
| 533 | NN 1053 | L21N-4K3 | |
| 610 | NN 1061 | L24N-4K3 | E 1061 NS |
| 762 | NN 1076 | L30N-4K3 | E 1076 NS |
| 914 | NN 1091 | L36N-4K3 | E 1091 NS |
| 1067 | NN 1010 | L42N-4K3 | |
| 1219 | NN 1012 | L48N-4K3 | |
| 1372 | - | L54N-4K3 | E 1013 NS |
| 1524 | NN 1015 | L60N-4K3 | E 1015 NS |
| 1829 | NN 1018 | L72N-4K3 | |



Tabs
for attaching the rods to the shelf.



Post clamps
Easy to install. Connects two posts for maximum strength.



Plastic split sleeve

| MODEL | ORDER CODE |
|-------|------------|
| Tabs | 9084 Z |

| MODEL | ORDER CODE |
|-------------|------------|
| Post clamps | 9994 Z |

| MODEL | ORDER CODE |
|----------------------|------------|
| Plastic split sleeve | 9985 |



S-hooks
for attaching starter and add-on units.



Rods
chromated

| MODEL | ORDER CODE |
|---------|------------|
| S-hooks | NN 9995 Z |

| LENGTH mm | ORDER CODE SUPER NN |
|--------------|------------------------|
| 1320 | NN RA |
| 1520 | NN RB |
| 1829 | NN RC |
| 2135 | NN RD |

ACCESSORIES FOR SHELVING SYSTEM SUPER



Swivel caster

| DIAMETER mm | ORDER CODE |
|----------------|------------|
| 125 | L 125GS 21 |
| 150 | L 150GS 23 |



Swivel caster with double brake

| DIAMETER mm | ORDER CODE |
|----------------|------------|
| 125 | S 125GS 21 |
| 150 | S 150GS 23 |



Donut bumper for posts of shelf carts SUPER.

| MODEL | DIAMETER mm | ORDER CODE |
|--------------|----------------|------------|
| Donut bumper | 110 | SPM |



Swivel lock casters
These directional lock casters make it easy to manoeuvre the cart.

Recommended especially for carts longer than 1219 mm.



Specially designed expanding wedge mechanism

By Hammerlit and Tente specially designed expanding wedge mechanism made of forged steel with fiber-glass reinforced polymer, ensures maximum hold of the caster inside the post, for years of optimal performance.



Base plate for bolting shelving unit to the floor.

| MODEL | ORDER CODE |
|-------------------------|------------|
| Base plate | NN 9993 Z |
| Cap for adjustable feet | 9991 P |



Dunnage Rack "Bow Tie"

| MODEL | WIDTH mm | DEPTH mm | HEIGHT mm | ORDER CODE |
|------------------------|-------------|-------------|--------------|------------|
| Dunnage Rack "Bow Tie" | 760 | 550 | 305 | HP2230PD |
| Dunnage Rack "Bow Tie" | 910 | 550 | 305 | HP2236PD |
| Dunnage Rack "Bow Tie" | 1219 | 550 | 305 | HP2248PD |
| Dunnage Rack "Bow Tie" | 1525 | 550 | 305 | HP2260PD |

„The extensive range of accessories permits many different applications of this versatile shelving system!“

SHELVING SYSTEM CLASSIC, STAINLESS STEEL

The effective width of add-on units is 25 mm less compared to starter units. The effective width of add-on units positioned at 90 degrees to each other, the effective unit width is 18 mm less compared to starter units. We recommend to use wall fastening **C6130E**.



Starter unit



Classic side panels
Seamless welded



Starter unit with add-on unit

Classic solid shelves

- Of edged stainless steel sheet
- With load uniformly distributed, the capacity per shelf is 100 kg, total area load 600 kg.

| WIDTH mm | ORDER CODE DEPTH* 400 mm | ORDER CODE DEPTH* 500 mm | ORDER CODE DEPTH* 600 mm | ORDER CODE X-BRACE |
|-------------|--------------------------------|--------------------------------|--------------------------------|-----------------------|
| 600 | CG406 | CG506 | CG606 | CX6 |
| 800 | CG408 | CG508 | CG608 | CX8 |
| 900 | CG409 | CG509 | CG609 | CX9 |
| 1000 | CG410 | CG510 | CG610 | CX10 |
| 1200 | CG412 | CG512 | CG612 | CX12 |
| 1400 | CG414 | CG514 | CG614 | CX14 |
| 1500 | CG415 | CG515 | CG615 | CX15 |

*Effective shelf depth is 60 mm less

- ! Shelves can be taken out singly and they are height adjustable in steps of 150 mm!



Corner connector
C9996X

Corner connector

With corner connectors, add-on units can also be positioned at 90 degrees. These connectors allow Classic Shelving Systems to be positioned at 90 degrees to each other. In this case only one side panel is needed to complete the shelving unit.

Classic side panels

- Stainless steel, 25 mm square tube construction, seamless welding
- With leveling bolts and polymer endcaps
- Shelf support every 150 mm
- Overall weight capacity of 600 kg

| HEIGHT mm | ORDER CODE DEPTH 400 mm | ORDER CODE DEPTH 500 mm | ORDER CODE DEPTH 600 mm |
|--------------|-------------------------------|-------------------------------|-------------------------------|
| 1600 | CS416 | CS516 | CS616 |
| 1800 | CS418 | CS518 | CS618 |
| 2000 | CS420 | CS520 | CS620 |

X-brace

In order to ensure maximum stability for inline shelving, all stand alone units and every third unit of an in line shelf configuration must have X-bracing.



SHELVING SYSTEM CLASSIC, STAINLESS STEEL, FOR STERILE UNITS STU AND ISO-MODULE



Sterile goods storage



Track shelving system



Telescopic pull out frame for STE baskets and containers CES60AZ2

| CONNECTORS | SHELF HEIGHT mm | ORDER CODE STARTER UNIT | ORDER CODE ADD-ON UNITS | ORDER CODE X-BRACE | INCL. SIDE PANEL |
|--|--------------------|----------------------------|----------------------------|-----------------------|---------------------|
| for 40/60 trays, incl. liner MTRW6 | 2000 | CLKA620 | CLKI620 | CXK | CSE620 |
| for sterile containers on stainless steel slides CES60 , excl. slides | 2000 | CLEA620 | CLEI620 | CXE | CSE620 |
| for 40/60 trays on stainless steel U-slides CESU60 , excl. U-slides | 2000 | CLUA620 | CLUI620 | CXU | CSE620 |
| for 40/60 trays, incl. liner MTRW6 | 1800 | CLKA618 | CLKI618 | CXK | CSE618 |
| for sterile containers on stainless steel slides CES60 , excl. slides | 1800 | CLEA618 | CLEI618 | CXE | CSE618 |
| for 40/60 trays on stainless steel U-slides CESU60 , excl. U-slides | 1800 | CLUA618 | CLUI618 | CXU | CSE618 |
| for 40/60 trays, incl. liner MTRW6 | 1600 | CLKA616 | CLKI616 | CXK | CSE616 |
| for sterile containers on stainless steel slides CES60 , excl. slides | 1600 | CLEA616 | CLEI616 | CXE | CSE616 |
| for 40/60 trays on stainless steel U-slides CESU60 , excl. U-slides | 1600 | CLUA616 | CLUI616 | CXU | CSE616 |

| MODEL | ORDER CODE |
|---|------------|
| Slide (pair), shelf width 60 mm, for shelf depth 600 mm | CES60 |
| Slide U-profile (pair), shelf width 14 mm, for shelf depth 600 mm | CESU60 |
| Pull out frame for STE baskets and containers (approx. 1/3) | CES60AZ2 |
| Wire shelf 300 x 600 x 20 mm (W x D x H) | CES60DF |
| Wire shelf 400 x 600 x 20 mm (W x D x H) | CES60ISODF |
| Perforated metal shelves 300 x 600 mm (W x D) | CES60GF |
| Perforated metal shelves 400 x 600 mm (W x D) | CES60ISOGF |

! X-braces see page 186!

VISIT THE HAMMERLIT HOMEPAGE



APART FROM INFORMATION ABOUT THE COMPANY, OTHER HELPFUL FEATURES ARE AVAILABLE FOR YOU LIKE

- Quick product search
- Your personal contact for indoor and outdoor sales and service
- Product innovations and news about Hammerlit
- Download and request of catalogs, brochures and flyers

WE LOOK FORWARD TO HEAR FROM YOU!

WWW.HAMMERLIT.COM

QUALITY- & ENVIRONMENTAL MANAGEMENT

Things that are worth protecting



For decades, Hammerlit has enjoyed continuous success and constantly raised the bar for quality standards.

And through all those years, the needs and expectations of our customers have always been the compass for how we develop our products, and how we design and assess our workflows. As such, our employees' outstanding commitment to quality is a core pillar of our quality assurance; a second is our quality management system, certified in accordance with DIN EN ISO 9001.

Further, employee safety and environmental protection are important factors already reflected in our workflows. Accordingly, we introduced a management system for environmental protection acc. to DIN EN ISO 14001.

For over 60 years we've been following the same recipe for success: "Quality builds trust." From our patented laundry-transport bags to mobile WIFI workstations, our products have one thing in common: they were designed for everyday use, and do precisely what is expected of them – for a lifetime (and often beyond).

NOTES



A series of horizontal blue lines for writing notes, spanning the width of the page.



*„Quality builds
trust!“*

Dr.-Ing. Markus Connemann, Managing Director



www.hammerlit.com



HAMMERLIT GMBH
P.O. BOX 1228
26762 LEER · GERMANY
PHONE +49 491 92 90 150
FAX +49 491 92 90 100
INFO@HAMMERLIT.COM

